













IAEM Special Needs Committee: DOJ Sheltering Guidance Survey

1. Please complete the following information (not mandatory).			
		Response Percent	Response Count
Name		96.7%	58
Position/Title		98.3%	59
Agency		91.7%	55
Phone number		85.0%	51
Email		91.7%	55
		answered question	60
		skipped question	39





2. Please indicate the type of agency you work for. It is required that you select an answer to continue with the survey.			
		Response Percent	Response Count
DHS/FEMA or other federal agency		5.1%	5
State or Territory Emergency Management Office		7.1%	7
Local Emergency Management Office		51.5%	51
Not-for-Profit Organizations		8.1%	8
Private for profit organization		13.1%	13
Military		4.0%	4
Other (please specify)		16.2%	16
		answered question	99
		skipped question	0

3. Do you work directly on planning for people with disabilities or other special needs populations?				
			Response Percent	Response Count
Yes			54.2%	52
No			11.5%	11
Sometimes			34.4%	33
			Other (please specify)	1
			answered question	96
			skipped question	3




4. If you answered "yes" or "sometimes" to Question 3, please briefly describe the issues you work on. If you answered "no" to Question 3, skip this question.		
		Response Count
		78
		answered question
		78
		skipped question
		21

5. Prior to this survey, were you aware that DOJ had published this sheltering guidance?				
			Response Percent	Response Count
Yes			44.8%	39
No			55.2%	48
			answered question	87
			skipped question	12





6. If you answered yes, how did you first find out about the guidance? If you answered no, skip this question.

		Response Percent	Response Count
Directly from DOJ		11.1%	4
Directly from DHS		8.3%	3
Through emergency management list-serve		66.7%	24
At a conference or meeting		22.2%	8
Other (please specify)			7
		answered question	36
		skipped question	63

7. Have you read the DOJ Guidance on sheltering, specifically Chapter 7, Addendum 2 and 3 of the ADA Best Practices Toolkit for State and Local Governments?

		Response Percent	Response Count
Yes		40.7%	35
No		25.6%	22
Part of it		33.7%	29
		answered question	86
		skipped question	13



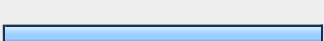


8. Do you feel your Agency currently has, or can locate, the resources necessary to meet ADA sheltering requirements as specified in the DOJ documents?

		Response Percent	Response Count
Yes		38.4%	33
No		24.4%	21
Unsure		30.2%	26
Not likely		7.0%	6
		answered question	86
		skipped question	13

9. Please describe any initial reactions you have or issues you've identified in regard to the DOJ Sheltering Guidance.

		Response Count
		46
		answered question
		46
		skipped question
		53

10. Do you have a sheltering plan(s) or annex(es) that specifically incorporates special needs populations?

		Response Percent	Response Count
Yes		31.4%	27
No		11.6%	10
We are currently developing such plans		34.9%	30
We intend to develop such plans in the near future		14.0%	12
Other (please specify)		8.1%	7
		answered question	86
		skipped question	13




11. If you answered yes or if you are currently developing a plan, does your plan address ADA requirements?

		Response Percent	Response Count
Yes		50.0%	38
No		5.3%	4
Unsure		9.2%	7
We intend to		27.6%	21
Not applicable		7.9%	6
		answered question	76
		skipped question	23

12. Do you invite representatives from disability communities to participate in planning efforts?

		Response Percent	Response Count
Yes		61.9%	52
No		9.5%	8
Sometimes		20.2%	17
Unsure		8.3%	7
		answered question	84
		skipped question	15

13. Are your shelter staff and volunteers currently trained on ADA or other disaster-specific disability issues?

		Response Percent	Response Count
Yes		42.7%	35
No		28.0%	23
Unsure		29.3%	24
Please provide 1-3 examples.			18
<i>answered question</i>			82
<i>skipped question</i>			17