









# 2009 EM Student Survey

1. What is your gender?			Response Percent	Response Count
Male			72.2%	223
Female			27.8%	86
			<b>answered question</b>	<b>309</b>
			<b>skipped question</b>	<b>3</b>

2. What is your Current Age?			Response Percent	Response Count
Under 17			0.3%	1
18-21			5.8%	18
<b>22-30</b>			<b>34.7%</b>	<b>108</b>
31-40			24.1%	75
41-50			20.6%	64
Over 50			14.5%	45
			<b>answered question</b>	<b>311</b>
			<b>skipped question</b>	<b>1</b>







### 3. What is your marital status?

		Response Percent	Response Count
Single		38.1%	118
<b>Married</b>		<b>49.4%</b>	<b>153</b>
Domestic Partnership or Civil Union		3.5%	11
Divorced		8.4%	26
Widowed		0.6%	2
		<b>answered question</b>	<b>310</b>
		<b>skipped question</b>	<b>2</b>




### 4. How many dependent children, if any, do you have?

		Response Percent	Response Count
<b>None</b>		<b>67.1%</b>	<b>208</b>
1		11.3%	35
2		12.3%	38
3		6.5%	20
4		1.9%	6
More than 4		1.0%	3
		<b>answered question</b>	<b>310</b>
		<b>skipped question</b>	<b>2</b>





**5. Which race or ethnicity best describes you?**

		Response Percent	Response Count
African American		4.0%	12
Asian		6.6%	20
Hispanic		4.6%	14
American Indian or Alaskan Native		1.0%	3
Hawaiian Native or Pacific Islander		0.3%	1
<b>White/Caucasian</b>		<b>83.5%</b>	<b>253</b>
		<i>answered question</i>	<b>303</b>
		<i>skipped question</i>	<b>9</b>




**6. What citizenship status best describes you:**

		Response Percent	Response Count
<b>U.S. Resident</b>		<b>83.4%</b>	<b>256</b>
Resident U.S. Alien		1.0%	3
Non-Resident U.S. Alien		1.3%	4
Citizen of another country (please specify below)		14.3%	44
		<i>answered question</i>	<b>307</b>
		<i>skipped question</i>	<b>5</b>

### 7. What is your current living situation?

		Response Percent	Response Count
College Housing On-Campus		5.8%	18
College Housing Off-Campus		2.3%	7
<b>Own Housing</b>		<b>49.7%</b>	<b>154</b>
Rent Housing		42.3%	131
		<i>answered question</i>	<b>310</b>
		<i>skipped question</i>	<b>2</b>

### 8. What is your current employment status?




		Response Percent	Response Count
<b>Full Time</b>		<b>62.3%</b>	<b>193</b>
Part Time		21.0%	65
Not Currently Employed		16.8%	52
		<i>answered question</i>	<b>310</b>
		<i>skipped question</i>	<b>2</b>




9. Select the answer that best identifies your income from the Fiscal year 2008.

		Response Percent	Response Count
Less than 20,000		24.8%	76
20,001 - 35,000		14.7%	45
35,001 - 50,000		17.3%	53
50,001 - 75,000		18.0%	55
75,001 - 100,000		14.7%	45
Greater than 100,001		10.5%	32
		<b>answered question</b>	<b>306</b>
		<b>skipped question</b>	<b>6</b>

10. What level is your current degree program?

		Response Percent	Response Count
Certificate		3.5%	9
Associates		4.3%	11
Bachelors (BA)		9.8%	25
<b>Bachelors (BS)</b>		<b>23.9%</b>	<b>61</b>
Bachelors (Other)		2.4%	6
Masters (MA)		12.2%	31
Masters (MPA)		5.5%	14
Masters (MPH)		1.6%	4
Masters (MS)		20.8%	53
Masters (MBA)		0.4%	1
Masters (Other)		3.1%	8
Doctoral		12.5%	32
		<b>answered question</b>	<b>255</b>
		<b>skipped question</b>	<b>57</b>

11. Please choose the best description of your program				
			Response Percent	Response Count
Online - 100%			47.1%	120
On Campus - 100%			32.2%	82
Hybrid (Part Online & Part On Campus)			20.8%	53
			<i>answered question</i>	<b>255</b>
			<i>skipped question</i>	<b>57</b>

12. What is your current enrollment status?				
			Response Percent	Response Count
Full Time			55.7%	142
Part Time			31.8%	81
Graduated			12.5%	32
			<i>answered question</i>	<b>255</b>
			<i>skipped question</i>	<b>57</b>


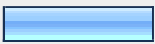









13. Academic standards of my EM program:								
	Poor	Fair	Good	Very Good	Excellent	N/A	Response Count	
Please Choose One	2.0% (5)	4.0% (10)	16.6% (42)	29.2% (74)	<b>43.1% (109)</b>	5.1% (13)	253	
Please add any explanation (optional)							27	
							<i>answered question</i>	<b>253</b>
							<i>skipped question</i>	<b>59</b>

14. The EM program's incorporation of current developments in the field into learning environment:							
	Poor	Fair	Good	Very Good	Excellent	N/A	Response Count
Please Choose One	1.6% (4)	6.4% (16)	20.4% (51)	32.8% (82)	32.8% (82)	6.0% (15)	250
Please add explanation (optional)							18
<b>answered question</b>							<b>250</b>
<b>skipped question</b>							<b>62</b>

15. EM Program Space and Facilities							
	Poor	Fair	Good	Very Good	Excellent	N/A	Response Count
Please Choose One	2.4% (6)	9.2% (23)	23.1% (58)	17.1% (43)	12.4% (31)	35.9% (90)	251
Please add explanation (optional)							17
<b>answered question</b>							<b>251</b>
<b>skipped question</b>							<b>61</b>

16. EM Overall program quality							
	Poor	Fair	Good	Very Good	Excellent	N/A	Response Count
please Choose One	1.6% (4)	6.0% (15)	18.7% (47)	33.3% (84)	35.3% (89)	5.2% (13)	252
Please add explanation (optional)							11
<b>answered question</b>							<b>252</b>
<b>skipped question</b>							<b>60</b>

17. Integration of technology into EM program:							
	Poor	Fair	Good	Very Good	Excellent	N/A	Response Count
Please Choose One	5.6% (14)	12.4% (31)	21.5% (54)	<b>26.7% (67)</b>	23.1% (58)	10.8% (27)	251
Please add explanation (optional)							18
<b>answered question</b>							<b>251</b>
<b>skipped question</b>							<b>61</b>

18. What types of technologies does your EM program teach or utilize?			
		Response Percent	Response Count
GIS		44.4%	99
WebEOC		16.1%	36
<b>Internet</b>		<b>81.6%</b>	<b>182</b>
ALOHA		10.8%	24
HALO		7.6%	17
CAMEO		12.6%	28
ETeam		4.9%	11
HAZUS		22.0%	49
Emergencny Alert / Notifiatiion Systems (i.e. text, email, EAS)		41.3%	92
GPS		30.9%	69
Other (please specify)		13.5%	30
<b>answered question</b>			<b>223</b>
<b>skipped question</b>			<b>89</b>

19. Ability for hands-on application of learned material: (Mock EOC, drill simulations etc.)							
	Poor	Fair	Good	Very Good	Excellent	N/A	Response Count
Please Choose One	18.7% (47)	14.3% (36)	16.3% (41)	12.7% (32)	10.8% (27)	<b>27.1% (68)</b>	251
Please add explanation (optional)							26
<b>answered question</b>							<b>251</b>
<b>skipped question</b>							<b>61</b>

20. Academic background of EM faculty:							
	Poor	Fair	Good	Very Good	Excellent	N/A	Response Count
Please Choose One	2.0% (5)	6.0% (15)	14.7% (37)	29.4% (74)	<b>42.9% (108)</b>	5.2% (13)	252
Please add explanation (optional)							19
<b>answered question</b>							<b>252</b>
<b>skipped question</b>							<b>60</b>

21. The intellectual quality of EM faculty:							
	Poor	Fair	Good	Very Good	Excellent	N/A	Response Count
Please Choose One	1.6% (4)	3.2% (8)	12.9% (32)	32.9% (82)	<b>43.4% (108)</b>	6.0% (15)	249
Please add explanation (optional)							10
<b>answered question</b>							<b>249</b>
<b>skipped question</b>							<b>63</b>

22. The practical / real-world EM experience of the EM faculty:							
	Poor	Fair	Good	Very Good	Excellent	N/A	Response Count
Please Choose One	6.0% (15)	6.0% (15)	15.3% (38)	26.1% (65)	<b>40.2% (100)</b>	6.4% (16)	249
Please add explanation (optional)							14
<b>answered question</b>							<b>249</b>
<b>skipped question</b>							<b>63</b>

23. The intellectual quality of fellow EM students:							
	Poor	Fair	Good	Very Good	Excellent	N/A	Response Count
Please Choose One	1.2% (3)	9.1% (23)	29.0% (73)	<b>42.9% (108)</b>	11.5% (29)	6.3% (16)	252
Please add explanation (optional)							14
<b>answered question</b>							<b>252</b>
<b>skipped question</b>							<b>60</b>

24. The relationship between EM faculty and EM students:							
	Poor	Fair	Good	Very Good	Excellent	N/A	Response Count
Please Choose One	1.6% (4)	6.4% (16)	24.5% (61)	<b>35.3% (88)</b>	26.1% (65)	6.0% (15)	249
Please add explanation (optional)							8
<b>answered question</b>							<b>249</b>
<b>skipped question</b>							<b>63</b>

25. The relationship between fellow EM students:							
	Poor	Fair	Good	Very Good	Excellent	N/A	Response Count
Please Choose One	1.6% (4)	8.8% (22)	<b>31.9% (80)</b>	29.1% (73)	21.5% (54)	7.2% (18)	251
Please add explanation (optional)							15
<b>answered question</b>							<b>251</b>
<b>skipped question</b>							<b>61</b>

26. EM Program activities foster a sense of intellectual community							
	Strongly Disagree	Disagree	Neutral	Agree	Strongly Agree	N/A	Response Count
Please Choose One	2.8% (7)	4.0% (10)	16.3% (41)	<b>44.0% (111)</b>	26.2% (66)	6.7% (17)	252
Please add explanation (optional)							6
<b>answered question</b>							<b>252</b>
<b>skipped question</b>							<b>60</b>

27. EM Program content supports my research or professional goals							
	Strongly Disagree	Disagree	Neutral	Agree	Strongly Agree	N/A	Response Count
Please Choose One	2.4% (6)	4.0% (10)	11.2% (28)	<b>43.0% (107)</b>	33.3% (83)	6.0% (15)	249
Please add explanation (optional)							7
<b>answered question</b>							<b>249</b>
<b>skipped question</b>							<b>63</b>

28. EM Program structure encourages student collaboration or teamwork							
	Strongly Disagree	Disagree	Neutral	Agree	Strongly Agree	N/A	Response Count
Please Choose One	1.2% (3)	10.4% (26)	15.9% (40)	<b>38.6% (97)</b>	27.1% (68)	6.8% (17)	251
Please add explanation (optional)							9
<b>answered question</b>							<b>251</b>
<b>skipped question</b>							<b>61</b>







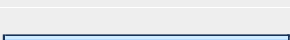
29. EM Program structure provides opportunities to engage in interdisciplinary work							
	Strongly Disagree	Disagree	Neutral	Agree	Strongly Agree	N/A	Response Count
Please Choose One	0.8% (2)	4.8% (12)	20.3% (51)	<b>44.6% (112)</b>	23.9% (60)	5.6% (14)	251
Please add explanation (optional)							8
<b>answered question</b>							<b>251</b>
<b>skipped question</b>							<b>61</b>








30. Amount of coursework seems appropriate for the degree							
	Strongly Disagree	Disagree	Neutral	Agree	Strongly Agree	N/A	Response Count
Please Choose One	0.8% (2)	4.9% (12)	9.3% (23)	<b>57.9% (143)</b>	24.7% (61)	2.4% (6)	247
Please add explanation (optional)							11
<b>answered question</b>							<b>247</b>
<b>skipped question</b>							<b>65</b>




31. Academic text is available for your courses							
	Strongly Disagree	Disagree	Neutral	Agree	Strongly Agree	N/A	Response Count
Please Choose One	1.2% (3)	3.2% (8)	4.5% (11)	<b>48.2% (119)</b>	40.5% (100)	2.4% (6)	247
Please add explanation (optional)							12
<b>answered question</b>							<b>247</b>
<b>skipped question</b>							<b>65</b>




32. Is the information on degree requirements easily accessible and clear?						
	Never	Seldom	Sometimes	Usually	N/A	Response Count
Please Choose One	0.4% (1)	2.0% (5)	16.1% (40)	<b>79.1% (197)</b>	2.4% (6)	249
<b>answered question</b>						<b>249</b>
<b>skipped question</b>						<b>63</b>




33. Have you had input into the design of your individual program of study?						
	Never	Seldom	Sometimes	Usually	N/A	Response Count
Please Choose One	16.3% (40)	14.3% (35)	<b>33.9% (83)</b>	27.8% (68)	7.8% (19)	245
<b>answered question</b>						<b>245</b>
<b>skipped question</b>						<b>67</b>



34. Does your program require / utilize any of the following (choose all that apply):			
		Response Percent	Response Count
Capstone Experience / Project		67.6%	167
Thesis		41.3%	102
Oral Examinations		22.3%	55
Written Examinations (no notes)		51.8%	128
Online Examinations		56.3%	139
Open-note / Open-book In-Class Exams		33.2%	82
Take-home Exam		31.2%	77
		<i>answered question</i>	<b>247</b>
		<i>skipped question</i>	<b>65</b>

35. How did you pay for your education?			
		Response Percent	Response Count
Teaching Assistantships		3.7%	9
Research Assistantships		8.5%	21
Non-service Fellowship		1.2%	3
Grants/Scholarships (do not have to be paid back)		25.6%	63
Loans/Financial Aid (have to be repaid)		45.9%	113
<b>Personal funding/Family</b>		<b>57.3%</b>	<b>141</b>
Other (please specify)		18.7%	46
		<i>answered question</i>	<b>246</b>
		<i>skipped question</i>	<b>66</b>






36. If given the opportunity list up to three (3) things you would change about your academic program:			
		Response Percent	Response Count
1.		99.3%	146
2.		78.2%	115
3.		55.1%	81
<i>answered question</i>			<b>147</b>
<i>skipped question</i>			<b>165</b>

37. If given the opportunity list up to three (3) things you would keep about your academic program:			
		Response Percent	Response Count
1.		100.0%	130
2.		76.2%	99
3.		56.2%	73
<i>answered question</i>			<b>130</b>
<i>skipped question</i>			<b>182</b>







38. Would you recommend the program of to prospective students?			
		Response Percent	Response Count
Yes		80.6%	199
No		2.8%	7
Maybe		16.6%	41
<i>answered question</i>			<b>247</b>
<i>skipped question</i>			<b>65</b>

39. Do you feel there is a gap between academia and real world practice?			Response Percent	Response Count
Yes			66.3%	163
No			33.7%	83
Please add explanation (optional)				61
			<b>answered question</b>	<b>246</b>
			<b>skipped question</b>	<b>66</b>





40. If you had the opportunity to address higher education practitioners (i.e. faculty, staff, program designers, etc.) what would you tell them?		Response Count
		118
		<b>answered question</b>
		<b>118</b>
		<b>skipped question</b>
		<b>194</b>

41. Please describe your Emergency Management work experience:			Response Percent	Response Count
Current Full Time (Emergency Management Related)			38.0%	93
Current Part Time (Emergency Management Related)			22.4%	55
Previous Full Time (Emergency Management Related)			9.0%	22
Previous Part Time (Emergency Management Related)			8.2%	20
Have never been employed in Emergency Management or a Related Field			22.4%	55
			<b>answered question</b>	<b>245</b>
			<b>skipped question</b>	<b>67</b>

**42. What is the total number of years you have worked in emergency management or a related field?**

		Response Percent	Response Count
less than 1		24.8%	58
1-3		20.5%	48
3-5		10.3%	24
5-7		10.7%	25
7-10		7.7%	18
<b>10+</b>		<b>26.1%</b>	<b>61</b>
		<b><i>answered question</i></b>	<b>234</b>
		<b><i>skipped question</i></b>	<b>78</b>

**43. What sector are you currently working in?**

		Response Percent	Response Count
Private		16.3%	38
<b>Public</b>		<b>51.9%</b>	<b>121</b>
Non Profit		9.4%	22
Tribal		0.0%	0
Other (please specify)		22.3%	52
		<b><i>answered question</i></b>	<b>233</b>
		<b><i>skipped question</i></b>	<b>79</b>




44. What area(s) of emergency management did your current and / or former jobs encompass (choose all that apply)?			
		Response Percent	Response Count
Prevention		50.7%	112
Mitigation		50.7%	112
Preparedness		71.9%	159
Planning		67.4%	149
<b>Response</b>		<b>73.3%</b>	<b>162</b>
Recovery		44.8%	99
Exercise / Drills		58.8%	130
Training		64.7%	143
Operations		53.8%	119
Logistics		33.9%	75
Administration / Finance		23.1%	51
Communications / Public Relations		37.1%	82
Volunteer Management		30.8%	68
Management		44.8%	99
Other (please specify)		9.0%	20
		<b>answered question</b>	<b>221</b>
		<b>skipped question</b>	<b>91</b>

45. Please rate how you think your current degree pursuits in Emergency Management are helping you in your current job?						
	Poor	Fair	Good	Very Good	Excellent	Response Count
Please Choose One	4.8% (11)	13.5% (31)	<b>31.0% (71)</b>	<b>31.0% (71)</b>	19.7% (45)	229
	<b>answered question</b>					<b>229</b>
	<b>skipped question</b>					<b>83</b>



**46. How does your current job rate for allowing networking or development with other agencies and organizations? (e.g. State/Tribal/Federal agencies, non-profits etc.)**







	Poor	Fair	Good	Very Good	Excellent	Response Count
Please choose one	10.2% (23)	15.5% (35)	<b>33.2% (75)</b>	25.2% (57)	15.9% (36)	226
	<i>answered question</i>					<b>226</b>
	<i>skipped question</i>					<b>86</b>



**47. Outside of your current job do you do any private consulting or networking with other groups or agencies? (e.g. State/Local/Tribal/Federal, non-profits etc.) DO NOT COUNT VOLUNTEER WORK**



		Response Percent	Response Count
Yes		31.4%	75
No		57.3%	137
Not Applicable		11.3%	27
	<i>answered question</i>		<b>239</b>
	<i>skipped question</i>		<b>73</b>






**48. Have you ever served in the Armed Forces?**




		Response Percent	Response Count
Yes		36.4%	68
No		63.6%	119
	<i>answered question</i>		<b>187</b>
	<i>skipped question</i>		<b>125</b>



49. Which branch(es) of the Armed Forces did you serve in? (Check all that apply)			Response Percent	Response Count
U.S. Army			42.4%	28
U.S. Air Force			27.3%	18
U.S. Marines			9.1%	6
U.S. Navy			16.7%	11
U.S. Coast Guard			3.0%	2
Military of Foreign Nation other than U.S. (please specify below)			10.6%	7
Other (please specify Branch and/or County)				11
			<b>answered question</b>	<b>66</b>
			<b>skipped question</b>	<b>246</b>

50. As a service member do you feel your training helped you prepare for a career in emergency management or an EM related field?			Response Percent	Response Count
Yes			80.5%	62
No			19.5%	15
Please add any comments (optional)				7
			<b>answered question</b>	<b>77</b>
			<b>skipped question</b>	<b>235</b>

<b>51. As a member of the armed forces were you ever deployed as part of an emergency relief operation or humanitarian effort? (Both in the U.S. and abroad)</b>				
			<b>Response Percent</b>	<b>Response Count</b>
Yes			37.0%	27
No			63.0%	46
If YES, please specify where and when				11
<b>answered question</b>				<b>73</b>
<b>skipped question</b>				<b>239</b>



<b>52. Are you a member of, or involved with any of the following professional emergency management organizations?</b>				
			<b>Response Percent</b>	<b>Response Count</b>
<b>International Association of Emergency Managers (IAEM)</b>			93.3%	194
National Emergency Management Association (NEMA)			3.4%	7
ASIS International			4.3%	9
EMPOWER			3.4%	7
Other Emergency Management/Homeland Security Organization (please specify blow)			25.5%	53
Other (please specify)				54
<b>answered question</b>				<b>208</b>
<b>skipped question</b>				<b>104</b>







53. Are you a member of the IAEM Student Council?			Response Percent	Response Count
Yes (IAEM-USA Student Region / USA Student)			39.3%	92
Yes (Other IAEM Student Region)			8.1%	19
<b>No</b>			52.6%	123
	<i>answered question</i>			<b>234</b>
	<i>skipped question</i>			<b>78</b>




54. Are you a member of a Student Chapter of the IAEM-USA Student Region?			Response Percent	Response Count
Yes			44.8%	104
<b>No</b>			55.2%	128
	<i>answered question</i>			<b>232</b>
	<i>skipped question</i>			<b>80</b>




55. Have you attended an emergency management-related professional conference?			Response Percent	Response Count
Yes, IAEM Annual Conference			13.9%	32
Yes, IAEM Other Conference (Regional, Midyear, etc.)			3.0%	7
Yes, State Sponsored Conference			28.7%	66
Yes, Locally Sponsored Conference (University, Local City or County etc.)			29.1%	67
<b>No</b>			<b>45.2%</b>	<b>104</b>
Yes, Other Conference Not Specified (please list below)			17.0%	39
		Other (please specify)		40
		<b>answered question</b>		<b>230</b>
		<b>skipped question</b>		<b>82</b>

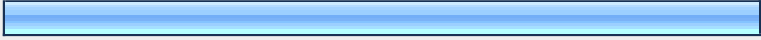

56. Have you presented at an emergency management-related professional conference?			Response Percent	Response Count
Yes, IAEM Annual Conference			0.0%	0
Yes, IAEM Other Conference (Regional, Midyear, etc.)			0.4%	1
Yes, State Sponsored Conference			3.9%	9
Yes, Locally Sponsored Conference (University, Local City or County etc.)			7.7%	18
<b>No</b>			<b>85.4%</b>	<b>199</b>
Yes, Other Conference Not Specified (please list below)			5.6%	13
		Other (please specify)		14
		<b>answered question</b>		<b>233</b>
		<b>skipped question</b>		<b>79</b>



57. Have you ever participated / responded to a real-life emergency management incident (non-training exercise) such as Hazardous Materials Incident, Natural Disaster, Act of Terror, MCI etc.?			Response Percent	Response Count
Yes			75.4%	175
No			24.6%	57
			<b>answered question</b>	<b>232</b>
			<b>skipped question</b>	<b>80</b>

58. What types of drills / exercises have you participated in (check all that apply)?			Response Percent	Response Count
Tabletop Exercise			77.4%	181
Drill			65.8%	154
Functional Exercise			62.8%	147
Full Scale Exercise			59.4%	139
None			8.5%	20
Other (please specify)			4.7%	11
			<b>answered question</b>	<b>234</b>
			<b>skipped question</b>	<b>78</b>




59. While pursuing your degree have you worked as an intern?			Response Percent	Response Count
Yes (Emergency Management Related)			24.8%	58
Yes (Not Emergency Management Related)			3.4%	8
No			71.8%	168
			<b>answered question</b>	<b>234</b>
			<b>skipped question</b>	<b>78</b>



60. When was your internship (check all that apply)?			
		Response Percent	Response Count
Before starting my program		8.2%	6
<b>During my program</b>		<b>86.3%</b>	<b>63</b>
After my program		5.5%	4
		<i>answered question</i>	<b>73</b>
		<i>skipped question</i>	<b>239</b>



61. Do you feel as if your internship enhanced your experiences learning about Emergency Management?			
		Response Percent	Response Count
Yes		83.6%	61
No		16.4%	12
		Explain (optional)	13
		<i>answered question</i>	<b>73</b>
		<i>skipped question</i>	<b>239</b>



62. Do you feel you received adequate training during your internship?			
		Response Percent	Response Count
Yes		78.7%	59
No		21.3%	16
		Explain (optional)	7
		<i>answered question</i>	<b>75</b>
		<i>skipped question</i>	<b>237</b>

63. How would you rate your internship experience?						
	Excellent	Very Good	Good	Fair	Poor	Response Count
Please choose one	45.1% (32)	25.4% (18)	22.5% (16)	2.8% (2)	4.2% (3)	71
	<i>answered question</i>					71
	<i>skipped question</i>					241



64. Did your internship cause you to have a positive or negative outlook on a career in emergency management?			
		Response Percent	Response Count
Positive		76.0%	57
Negative		2.7%	2
Neither Positive or Negative		21.3%	16
	<i>answered question</i>		75
	<i>skipped question</i>		237

65. Does your current academic institution offer opportunities for EM networking and/or EM career counseling?			
		Response Percent	Response Count
Yes		63.1%	147
No		36.9%	86
	<i>answered question</i>		233
	<i>skipped question</i>		79

66. Have you met with a career counselor or faculty member from your institution to discuss emergency management/EM-related careers?				
			Response Percent	Response Count
Yes			33.9%	78
No			66.1%	152
			<i>answered question</i>	230
			<i>skipped question</i>	82



67. Have you received advice/counseling from a career counselor or EM faculty member on resume development, cover letter writing, and/or interviewing for a potential job in emergency management?				
			Response Percent	Response Count
Yes			24.1%	55
No			75.9%	173
			<i>answered question</i>	228
			<i>skipped question</i>	84



68. How would you rate the help you received in resume development, cover letter writing and/or interviewing for a potential EM job?							
	Very Helpful	Helpful	Somewhat Helpful	Not Helpful	N/A	Response Count	
Please Choose One	10.7% (21)	13.2% (26)	11.7% (23)	11.7% (23)	52.8% (104)	197	
						<i>answered question</i>	197
						<i>skipped question</i>	115





69. Have you received assistance in searching for a job in the field of emergency management or other related field?				
			Response Percent	Response Count
Yes			23.6%	52
No			76.4%	168
<i>answered question</i>				<b>220</b>
<i>skipped question</i>				<b>92</b>






70. How would you rate the help you received in searching for a job in emergency management or other related field?						
	Very Helpful	Helpful	Somewhat Helpful	Not Helpful	Not Applicable	Response Count
Please Choose One	9.3% (18)	11.9% (23)	9.3% (18)	9.3% (18)	<b>60.3% (117)</b>	194
<i>answered question</i>						<b>194</b>
<i>skipped question</i>						<b>118</b>






71. Taking into consideration the experiences you have had in career development and the previous questions asked, please rate the potential sources of assistance and information you have received.					
	None	A little	Some	A lot	Response Count
College - Emergency Management Program	<b>33.2% (64)</b>	19.7% (38)	24.9% (48)	22.3% (43)	193
College - Career Center	<b>65.0% (119)</b>	14.2% (26)	16.4% (30)	4.4% (8)	183
IAEM	24.5% (47)	27.6% (53)	<b>31.8% (61)</b>	16.1% (31)	192
Current or Former Employer	<b>30.2% (57)</b>	25.9% (49)	21.7% (41)	22.2% (42)	189
Websites (monster, career builder, etc.)	<b>40.6% (76)</b>	22.5% (42)	26.7% (50)	10.2% (19)	187
Career Fair	<b>66.7% (118)</b>	18.1% (32)	13.6% (24)	1.7% (3)	177
Other (please specify below)	<b>79.8% (71)</b>	3.4% (3)	11.2% (10)	5.6% (5)	89
Other (please specify)					16
<i>answered question</i>					<b>197</b>
<i>skipped question</i>					<b>115</b>








72. Have you ever held a teaching assistant position while studying in your degree program?			
		Response Percent	Response Count
Yes		12.7%	28
No		87.3%	193
<i>answered question</i>			221
<i>skipped question</i>			91

73. Have you taught any courses that added to your personal development in the emergency management or other related field?			
		Response Percent	Response Count
Yes		40.6%	91
No		59.4%	133
Explain (optional)			44
<i>answered question</i>			224
<i>skipped question</i>			88

74. Please describe your emergency management volunteer experience (check all that apply)			
		Response Percent	Response Count
I have volunteered in the past		47.9%	105
I currently volunteer		40.6%	89
I plan to or am considering volunteering		18.7%	41
I have never volunteered		19.2%	42
<i>answered question</i>			219
<i>skipped question</i>			93

75. Please indicate how many years you have volunteered for in the EM / EM related field			Response Percent	Response Count
0-5			76.8%	146
6-10			11.1%	21
11-15			6.8%	13
16-20			1.1%	2
20+			4.2%	8
			<i>answered question</i>	<b>190</b>
			<i>skipped question</i>	<b>122</b>

76. Please indicate how many hours a month, on average, you have volunteered for in the EM / EM related field			Response Percent	Response Count
0-5			49.5%	93
6-10			19.1%	36
11-15			10.1%	19
16-20			6.9%	13
20+			14.4%	27
			<i>answered question</i>	<b>188</b>
			<i>skipped question</i>	<b>124</b>

77. Please indicate what organizations you have volunteered for (check all that apply)			Response Percent	Response Count
American Red Cross			35.2%	56
Community Emergency Response Team (CERT)			37.1%	59
Volunteers in Police Service (VIPS)			4.4%	7
Medical Reserve Corp			5.7%	9
Salvation Army			2.5%	4
IAEM			11.9%	19
Other (please specify)			53.5%	85
			<i>answered question</i>	<b>159</b>
			<i>skipped question</i>	<b>153</b>

78. How familiar are you with the 8 Principles of Emergency Management?							
	Poor	Fair	Good	Very Good	Excellent	Response Count	
Please choose one	10.5% (23)	13.7% (30)	22.8% (50)	<b>34.2% (75)</b>	18.7% (41)	219	
						<i>answered question</i>	<b>219</b>
						<i>skipped question</i>	<b>93</b>

79. How familiar do you believe your University is with the 8 Principles of Emergency Management?							
	Poor	Fair	Good	Very Good	Excellent	Response Count	
Please choose one	10.6% (23)	11.1% (24)	28.2% (61)	<b>31.9% (69)</b>	18.1% (39)	216	
						<i>answered question</i>	<b>216</b>
						<i>skipped question</i>	<b>96</b>

80. Please rate how well your University addresses and incorporates each of the Principles of Emergency Management into your program:						
	Poor	Fair	Good	Very Good	Excellent	Response Count
COMPREHENSIVE - emergency managers consider and take into account all hazards, all phases, all stakeholders and all impacts relevant to disasters.	6.5% (14)	7.9% (17)	24.3% (52)	<b>37.4% (80)</b>	23.8% (51)	214
Please give any examples from your program						12
<i>answered question</i>						<b>214</b>
<i>skipped question</i>						<b>98</b>

81. Please rate how well your University addresses and incorporates each of the Principles of Emergency Management into your program:						
	Poor	Fair	Good	Very Good	Excellent	Response Count
PROGRESSIVE - emergency managers anticipate future disasters and take preventive and preparatory measures to build disaster-resistant and disaster-resilient communities.	6.6% (14)	11.8% (25)	26.1% (55)	<b>36.5% (77)</b>	19.0% (40)	211
Please give any examples from your program						6
<i>answered question</i>						<b>211</b>
<i>skipped question</i>						<b>101</b>

82. Please rate how well your University addresses and incorporates each of the Principles of Emergency Management into your program:						
	Poor	Fair	Good	Very Good	Excellent	Response Count
RISK-DRIVEN - emergency managers use sound risk management principles (hazard identification, risk analysis, and impact analysis) in assigning priorities and resources.	7.6% (16)	11.0% (23)	27.1% (57)	<b>34.3% (72)</b>	20.0% (42)	210
Please give any examples from your program						3
<i>answered question</i>						<b>210</b>
<i>skipped question</i>						<b>102</b>



83. Please rate how well your University addresses and incorporates each of the Principles of Emergency Management into your program:						
	Poor	Fair	Good	Very Good	Excellent	Response Count
INTEGRATED - emergency managers ensure unity of effort among all levels of government and all elements of a community.	6.2% (13)	10.9% (23)	26.5% (56)	<b>35.1% (74)</b>	21.3% (45)	211
Please give any examples from your program						2
<i>answered question</i>						<b>211</b>
<i>skipped question</i>						<b>101</b>



84. Please rate how well your University addresses and incorporates each of the Principles of Emergency Management into your program:						
	Poor	Fair	Good	Very Good	Excellent	Response Count
COLLABORATIVE - emergency managers create and sustain broad and sincere relationships among individuals and organizations to encourage trust, advocate a team atmosphere, build consensus, and facilitate communication.	5.7% (12)	10.5% (22)	26.7% (56)	<b>33.8% (71)</b>	23.3% (49)	210
Please give any examples from your program						3
<i>answered question</i>						<b>210</b>
<i>skipped question</i>						<b>102</b>



85. Please rate how well your University addresses and incorporates each of the Principles of Emergency Management into your program:						
	Poor	Fair	Good	Very Good	Excellent	Response Count
COORDINATED - emergency managers synchronize the activities of all relevant stakeholders to achieve a common purpose.	6.2% (13)	11.4% (24)	25.2% (53)	<b>39.0% (82)</b>	18.1% (38)	210
Please give any examples from your program						3
<i>answered question</i>						<b>210</b>
<i>skipped question</i>						<b>102</b>








86. Please rate how well your University addresses and incorporates each of the Principles of Emergency Management into your program:						
	Poor	Fair	Good	Very Good	Excellent	Response Count
FLEXIBLE - emergency managers use creative and innovative approaches in solving disaster challenges.	6.7% (14)	11.1% (23)	27.4% (57)	<b>35.1% (73)</b>	19.7% (41)	208
Please give any examples from your program						2
<i>answered question</i>						<b>208</b>
<i>skipped question</i>						<b>104</b>



87. Please rate how well your University addresses and incorporates each of the Principles of Emergency Management into your program:						
	Poor	Fair	Good	Very Good	Excellent	Response Count
PROFESSIONAL - emergency managers value a science and knowledge-based approach based on education, training, experience, ethical practice, public stewardship and continuous improvement.	6.2% (13)	9.5% (20)	23.3% (49)	<b>35.7% (75)</b>	25.2% (53)	210
Please give any examples from your program						3
<i>answered question</i>						<b>210</b>
<i>skipped question</i>						<b>102</b>



88. As a professional student have you assisted in the development of grant proposals?			
		Response Percent	Response Count
Yes		28.4%	61
No		71.6%	154
<i>answered question</i>			<b>215</b>
<i>skipped question</i>			<b>97</b>



89. Have you conducted research as part of your degree program (whether on your own or as part of / assisting another project)?			
		Response Percent	Response Count
Yes		73.1%	158
No		26.9%	58
		<b>answered question</b>	<b>216</b>
		<b>skipped question</b>	<b>96</b>



90. Please describe the research you have completed (choose all that apply):			
		Response Percent	Response Count
Conducted independent for my own project		91.7%	154
Assisted a fellow student / colleague		28.6%	48
Assisted a faculty member		18.5%	31
Other (please specify)		5.4%	9
		<b>answered question</b>	<b>168</b>
		<b>skipped question</b>	<b>144</b>




<b>91. Please describe your research topic(s)?</b>			
		<b>Response Percent</b>	<b>Response Count</b>
Prevention		39.3%	66
Mitigation		43.5%	73
<b>Preparedness</b>		<b>66.1%</b>	<b>111</b>
Planning		57.1%	96
Response		56.0%	94
Recovery		37.5%	63
Other (please specify)		10.7%	18
		<b>answered question</b>	<b>168</b>
		<b>skipped question</b>	<b>144</b>




<b>92. Was your research required by your EM course curriculum?</b>			
		<b>Response Percent</b>	<b>Response Count</b>
Yes		72.5%	129
No		27.5%	49
		<b>answered question</b>	<b>178</b>
		<b>skipped question</b>	<b>134</b>

<b>93. As a professional student do you feel you had adequate preparation before beginning your own research?</b>			
		<b>Response Percent</b>	<b>Response Count</b>
Yes		83.8%	150
No		16.2%	29
		<b>answered question</b>	<b>179</b>
		<b>skipped question</b>	<b>133</b>

94. As a professional student do you feel you received adequate assistance from faculty in developing your research?			Response Percent	Response Count
Yes			76.4%	133
No			23.6%	41
			<b>answered question</b>	<b>174</b>
			<b>skipped question</b>	<b>138</b>

95. Did you receive any research funding?			Response Percent	Response Count
Yes			8.6%	15
No			91.4%	160
			If YES, please identify the source(s).	6
			<b>answered question</b>	<b>175</b>
			<b>skipped question</b>	<b>137</b>

96. As a professional student have you ever published one or more research papers as the sole author? (choose all that apply)			Response Percent	Response Count
Yes - Peer Review Journal			5.0%	10
Yes - Other Publication (e.g. IAEM Responder, IAEM Bulletin, School Publication, etc.)			9.5%	19
No			86.6%	174
			Please Identify where you published.	10
			<b>answered question</b>	<b>201</b>
			<b>skipped question</b>	<b>111</b>

97. As a professional student have you ever published one or more research papers as the co-author? (choose all that apply)			Response Percent	Response Count
Yes - Peer Reviewed Journal			5.5%	11
Yes - Other Publication (e.g. IAEM Responder, IAEM Bulletin, School Publication, etc)			6.5%	13
No			89.9%	179
Please identify where you published.				7
<b>answered question</b>				<b>199</b>
<b>skipped question</b>				<b>113</b>

98. Please feel free to add additional comments or suggestions that may assist us in understanding your thoughts concerns and experiences in the field of Emergency Management.			Response Count
			21
<b>answered question</b>			<b>21</b>
<b>skipped question</b>			<b>291</b>

99. Please feel free to add additional comments or suggestions that may assist us in conducting this survey again in the future.			Response Count
			14
<b>answered question</b>			<b>14</b>
<b>skipped question</b>			<b>298</b>