








# 2009 EM Student Survey

1. What is your gender?			Response Percent	Response Count
Male			72.4%	189
Female			27.6%	72
			<i>answered question</i>	<b>261</b>
			<i>skipped question</i>	<b>2</b>

2. What is your Current Age?			Response Percent	Response Count
Under 17			0.0%	0
18-21			6.5%	17
<b>22-30</b>			<b>32.8%</b>	<b>86</b>
31-40			24.0%	63
41-50			21.0%	55
Over 50			15.6%	41
			<i>answered question</i>	<b>262</b>
			<i>skipped question</i>	<b>1</b>







### 3. What is your marital status?

		Response Percent	Response Count
Single		37.2%	97
<b>Married</b>		<b>49.8%</b>	<b>130</b>
Domestic Partnership or Civil Union		3.4%	9
Divorced		8.8%	23
Widowed		0.8%	2
		<b>answered question</b>	<b>261</b>
		<b>skipped question</b>	<b>2</b>





### 4. How many dependent children, if any, do you have?

		Response Percent	Response Count
<b>None</b>		<b>66.0%</b>	<b>173</b>
1		12.6%	33
2		11.8%	31
3		6.9%	18
4		1.5%	4
More than 4		1.1%	3
		<b>answered question</b>	<b>262</b>
		<b>skipped question</b>	<b>1</b>





**5. Which race or ethnicity best describes you?**

		Response Percent	Response Count
African American		3.9%	10
Asian		3.5%	9
Hispanic		4.3%	11
American Indian or Alaskan Native		1.2%	3
Hawaiian Native or Pacific Islander		0.4%	1
<b>White/Caucasian</b>		<b>86.8%</b>	<b>223</b>
		<i>answered question</i>	<b>257</b>
		<i>skipped question</i>	<b>6</b>

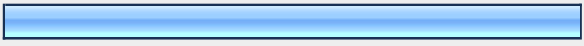


**6. What citizenship status best describes you:**

		Response Percent	Response Count
<b>U.S. Resident</b>		<b>96.9%</b>	<b>251</b>
Resident U.S. Alien		1.2%	3
Non-Resident U.S. Alien		0.8%	2
Citizen of another country (please specify below)		1.2%	3
		<i>answered question</i>	<b>259</b>
		<i>skipped question</i>	<b>4</b>

**7. What is your current living situation?**

		Response Percent	Response Count
College Housing On-Campus		5.7%	15
College Housing Off-Campus		2.7%	7
<b>Own Housing</b>		<b>51.5%</b>	<b>135</b>
Rent Housing		40.1%	105
		<i>answered question</i>	<b>262</b>
		<i>skipped question</i>	<b>1</b>

**8. What is your current employment status?**




		Response Percent	Response Count
<b>Full Time</b>		<b>63.7%</b>	<b>167</b>
Part Time		20.6%	54
Not Currently Employed		15.6%	41
		<i>answered question</i>	<b>262</b>
		<i>skipped question</i>	<b>1</b>




9. Select the answer that best identifies your income from the Fiscal year 2008.

		Response Percent	Response Count
Less than 20,000		22.8%	59
20,001 - 35,000		13.5%	35
35,001 - 50,000		18.1%	47
50,001 - 75,000		18.5%	48
75,001 - 100,000		15.4%	40
Greater than 100,001		11.6%	30
		<b>answered question</b>	<b>259</b>
		<b>skipped question</b>	<b>4</b>

10. What level is your current degree program?

		Response Percent	Response Count
Certificate		3.6%	8
Associates		4.5%	10
Bachelors (BA)		10.4%	23
<b>Bachelors (BS)</b>		<b>25.7%</b>	<b>57</b>
Bachelors (Other)		2.7%	6
Masters (MA)		11.3%	25
Masters (MPA)		6.3%	14
Masters (MPH)		1.8%	4
Masters (MS)		22.1%	49
Masters (MBA)		0.5%	1
Masters (Other)		2.7%	6
Doctoral		8.6%	19
		<b>answered question</b>	<b>222</b>
		<b>skipped question</b>	<b>41</b>

11. Please choose the best description of your program				
			Response Percent	Response Count
Online - 100%			50.5%	112
On Campus - 100%			30.6%	68
Hybrid (Part Online & Part On Campus)			18.9%	42
			<i>answered question</i>	<b>222</b>
			<i>skipped question</i>	<b>41</b>

12. What is your current enrollment status?				
			Response Percent	Response Count
Full Time			53.6%	119
Part Time			33.8%	75
Graduated			12.6%	28
			<i>answered question</i>	<b>222</b>
			<i>skipped question</i>	<b>41</b>


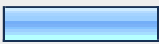









13. Academic standards of my EM program:								
	Poor	Fair	Good	Very Good	Excellent	N/A	Response Count	
Please Choose One	1.4% (3)	4.5% (10)	16.8% (37)	30.0% (66)	<b>43.6% (96)</b>	3.6% (8)	220	
Please add any explanation (optional)							22	
							<i>answered question</i>	<b>220</b>
							<i>skipped question</i>	<b>43</b>

14. The EM program's incorporation of current developments in the field into learning environment:							
	Poor	Fair	Good	Very Good	Excellent	N/A	Response Count
Please Choose One	0.9% (2)	6.9% (15)	20.7% (45)	32.7% (71)	<b>34.6% (75)</b>	4.1% (9)	217
Please add explanation (optional)							17
<b>answered question</b>							<b>217</b>
<b>skipped question</b>							<b>46</b>

15. EM Program Space and Facilities							
	Poor	Fair	Good	Very Good	Excellent	N/A	Response Count
Please Choose One	1.8% (4)	9.2% (20)	21.6% (47)	17.0% (37)	12.8% (28)	<b>37.6% (82)</b>	218
Please add explanation (optional)							16
<b>answered question</b>							<b>218</b>
<b>skipped question</b>							<b>45</b>

16. EM Overall program quality							
	Poor	Fair	Good	Very Good	Excellent	N/A	Response Count
please Choose One	1.4% (3)	5.9% (13)	19.2% (42)	32.0% (70)	<b>37.9% (83)</b>	3.7% (8)	219
Please add explanation (optional)							10
<b>answered question</b>							<b>219</b>
<b>skipped question</b>							<b>44</b>

17. Integration of technology into EM program:							
	Poor	Fair	Good	Very Good	Excellent	N/A	Response Count
Please Choose One	6.0% (13)	10.6% (23)	21.6% (47)	<b>27.5% (60)</b>	26.1% (57)	8.3% (18)	218
Please add explanation (optional)							16
<b>answered question</b>							<b>218</b>
<b>skipped question</b>							<b>45</b>

18. What types of technologies does your EM program teach or utilize?			
		Response Percent	Response Count
GIS		43.9%	86
WebEOC		16.8%	33
<b>Internet</b>		<b>82.1%</b>	<b>161</b>
ALOHA		12.2%	24
HALO		8.2%	16
CAMEO		13.8%	27
ETeam		5.1%	10
HAZUS		23.0%	45
Emergencny Alert / Notifiation Systems (i.e. text, email, EAS)		44.4%	87
GPS		30.1%	59
Other (please specify)		12.2%	24
<b>answered question</b>			<b>196</b>
<b>skipped question</b>			<b>67</b>

19. Ability for hands-on application of learned material: (Mock EOC, drill simulations etc.)							
	Poor	Fair	Good	Very Good	Excellent	N/A	Response Count
Please Choose One	19.6% (43)	15.1% (33)	14.2% (31)	12.8% (28)	12.3% (27)	<b>26.0% (57)</b>	219
Please add explanation (optional)							25
<b>answered question</b>							<b>219</b>
<b>skipped question</b>							<b>44</b>

20. Academic background of EM faculty:							
	Poor	Fair	Good	Very Good	Excellent	N/A	Response Count
Please Choose One	1.4% (3)	5.5% (12)	14.2% (31)	29.7% (65)	<b>44.7% (98)</b>	4.6% (10)	219
Please add explanation (optional)							16
<b>answered question</b>							<b>219</b>
<b>skipped question</b>							<b>44</b>

21. The intellectual quality of EM faculty:							
	Poor	Fair	Good	Very Good	Excellent	N/A	Response Count
Please Choose One	0.9% (2)	3.2% (7)	12.9% (28)	32.7% (71)	<b>45.2% (98)</b>	5.1% (11)	217
Please add explanation (optional)							9
<b>answered question</b>							<b>217</b>
<b>skipped question</b>							<b>46</b>

22. The practical / real-world EM experience of the EM faculty:							
	Poor	Fair	Good	Very Good	Excellent	N/A	Response Count
Please Choose One	5.5% (12)	6.0% (13)	13.8% (30)	27.2% (59)	<b>42.4% (92)</b>	5.1% (11)	217
Please add explanation (optional)							13
<b>answered question</b>							<b>217</b>
<b>skipped question</b>							<b>46</b>

23. The intellectual quality of fellow EM students:							
	Poor	Fair	Good	Very Good	Excellent	N/A	Response Count
Please Choose One	1.4% (3)	10.5% (23)	26.9% (59)	<b>44.3% (97)</b>	11.4% (25)	5.5% (12)	219
Please add explanation (optional)							12
<b>answered question</b>							<b>219</b>
<b>skipped question</b>							<b>44</b>

24. The relationship between EM faculty and EM students:							
	Poor	Fair	Good	Very Good	Excellent	N/A	Response Count
Please Choose One	0.9% (2)	6.0% (13)	23.0% (50)	<b>37.3% (81)</b>	27.6% (60)	5.1% (11)	217
Please add explanation (optional)							7
<b>answered question</b>							<b>217</b>
<b>skipped question</b>							<b>46</b>

25. The relationship between fellow EM students:							
	Poor	Fair	Good	Very Good	Excellent	N/A	Response Count
Please Choose One	1.8% (4)	8.7% (19)	<b>33.9% (74)</b>	27.5% (60)	21.6% (47)	6.4% (14)	218
Please add explanation (optional)							15
<b>answered question</b>							<b>218</b>
<b>skipped question</b>							<b>45</b>

26. EM Program activities foster a sense of intellectual community							
	Strongly Disagree	Disagree	Neutral	Agree	Strongly Agree	N/A	Response Count
Please Choose One	2.7% (6)	4.1% (9)	15.1% (33)	<b>45.2% (99)</b>	26.5% (58)	6.4% (14)	219
Please add explanation (optional)							3
<b>answered question</b>							<b>219</b>
<b>skipped question</b>							<b>44</b>

27. EM Program content supports my research or professional goals							
	Strongly Disagree	Disagree	Neutral	Agree	Strongly Agree	N/A	Response Count
Please Choose One	2.3% (5)	3.7% (8)	11.6% (25)	<b>43.1% (93)</b>	33.8% (73)	5.6% (12)	216
Please add explanation (optional)							7
<b>answered question</b>							<b>216</b>
<b>skipped question</b>							<b>47</b>

28. EM Program structure encourages student collaboration or teamwork							
	Strongly Disagree	Disagree	Neutral	Agree	Strongly Agree	N/A	Response Count
Please Choose One	1.4% (3)	9.2% (20)	15.1% (33)	<b>40.4% (88)</b>	27.5% (60)	6.4% (14)	218
Please add explanation (optional)							8
<b>answered question</b>							<b>218</b>
<b>skipped question</b>							<b>45</b>








29. EM Program structure provides opportunities to engage in interdisciplinary work							
	Strongly Disagree	Disagree	Neutral	Agree	Strongly Agree	N/A	Response Count
Please Choose One	0.9% (2)	4.6% (10)	19.2% (42)	<b>45.7% (100)</b>	23.7% (52)	5.9% (13)	219
Please add explanation (optional)							7
<b>answered question</b>							<b>219</b>
<b>skipped question</b>							<b>44</b>








30. Amount of coursework seems appropriate for the degree							
	Strongly Disagree	Disagree	Neutral	Agree	Strongly Agree	N/A	Response Count
Please Choose One	0.5% (1)	4.1% (9)	7.8% (17)	<b>59.4% (129)</b>	26.3% (57)	1.8% (4)	217
Please add explanation (optional)							10
<b>answered question</b>							<b>217</b>
<b>skipped question</b>							<b>46</b>




31. Academic text is available for your courses							
	Strongly Disagree	Disagree	Neutral	Agree	Strongly Agree	N/A	Response Count
Please Choose One	0.9% (2)	2.8% (6)	4.1% (9)	<b>48.2% (105)</b>	41.3% (90)	2.8% (6)	218
Please add explanation (optional)							11
<i>answered question</i>							<b>218</b>
<i>skipped question</i>							<b>45</b>




32. Is the information on degree requirements easily accessible and clear?						
	Never	Seldom	Sometimes	Usually	N/A	Response Count
Please Choose One	0.5% (1)	2.3% (5)	12.4% (27)	<b>82.6% (180)</b>	2.3% (5)	218
<i>answered question</i>						<b>218</b>
<i>skipped question</i>						<b>45</b>




33. Have you had input into the design of your individual program of study?						
	Never	Seldom	Sometimes	Usually	N/A	Response Count
Please Choose One	17.7% (38)	15.3% (33)	<b>31.2% (67)</b>	28.4% (61)	7.4% (16)	215
<i>answered question</i>						<b>215</b>
<i>skipped question</i>						<b>48</b>



<b>34. Does your program require / utilize any of the following (choose all that apply):</b>			
		<b>Response Percent</b>	<b>Response Count</b>
<b>Capstone Experience / Project</b>		<b>71.2%</b>	<b>153</b>
Thesis		36.3%	78
Oral Examinations		20.9%	45
Written Examinations (no notes)		53.0%	114
Online Examinations		60.9%	131
Open-note / Open-book In-Class Exams		34.0%	73
Take-home Exam		32.6%	70
		<b><i>answered question</i></b>	<b>215</b>
		<b><i>skipped question</i></b>	<b>48</b>

<b>35. How did you pay for your education?</b>			
		<b>Response Percent</b>	<b>Response Count</b>
Teaching Assistantships		2.3%	5
Research Assistantships		7.0%	15
Non-service Fellowship		1.4%	3
Grants/Scholarships (do not have to be paid back)		22.8%	49
Loans/Financial Aid (have to be repaid)		49.8%	107
<b>Personal funding/Family</b>		<b>56.7%</b>	<b>122</b>
Other (please specify)		19.5%	42
		<b><i>answered question</i></b>	<b>215</b>
		<b><i>skipped question</i></b>	<b>48</b>






36. If given the opportunity list up to three (3) things you would change about your academic program:			
		Response Percent	Response Count
1.		99.2%	128
2.		78.3%	101
3.		57.4%	74
<i>answered question</i>			129
<i>skipped question</i>			134

37. If given the opportunity list up to three (3) things you would keep about your academic program:			
		Response Percent	Response Count
1.		100.0%	114
2.		76.3%	87
3.		57.0%	65
<i>answered question</i>			114
<i>skipped question</i>			149







38. Would you recommend the program of to prospective students?			
		Response Percent	Response Count
Yes		82.0%	178
No		2.8%	6
Maybe		15.2%	33
<i>answered question</i>			217
<i>skipped question</i>			46

39. Do you feel there is a gap between academia and real world practice?			Response Percent	Response Count
Yes			65.7%	142
No			34.3%	74
Please add explanation (optional)				56
			<b>answered question</b>	<b>216</b>
			<b>skipped question</b>	<b>47</b>

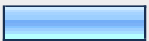



40. If you had the opportunity to address higher education practitioners (i.e. faculty, staff, program designers, etc.) what would you tell them?		Response Count
		107
		<b>answered question</b>
		<b>107</b>
		<b>skipped question</b>
		<b>156</b>
















41. Please describe your Emergency Management work experience:			Response Percent	Response Count
Current Full Time (Emergency Management Related)			37.9%	81
Current Part Time (Emergency Management Related)			22.0%	47
Previous Full Time (Emergency Management Related)			8.9%	19
Previous Part Time (Emergency Management Related)			7.9%	17
Have never been employed in Emergency Management or a Related Field			23.4%	50
			<b>answered question</b>	<b>214</b>
			<b>skipped question</b>	<b>49</b>

**42. What is the total number of years you have worked in emergency management or a related field?**

		Response Percent	Response Count
less than 1		26.1%	53
1-3		17.7%	36
3-5		10.3%	21
5-7		11.8%	24
7-10		6.4%	13
<b>10+</b>		<b>27.6%</b>	<b>56</b>
		<b><i>answered question</i></b>	<b>203</b>
		<b><i>skipped question</i></b>	<b>60</b>

**43. What sector are you currently working in?**

		Response Percent	Response Count
Private		15.3%	31
<b>Public</b>		<b>52.0%</b>	<b>105</b>
Non Profit		8.4%	17
Tribal		0.0%	0
Other (please specify)		24.3%	49
		<b><i>answered question</i></b>	<b>202</b>
		<b><i>skipped question</i></b>	<b>61</b>




44. What area(s) of emergency management did your current and / or former jobs encompass (choose all that apply)?			
		Response Percent	Response Count
Prevention		50.0%	96
Mitigation		51.6%	99
Preparedness		72.4%	139
Planning		66.7%	128
<b>Response</b>		<b>75.0%</b>	<b>144</b>
Recovery		46.4%	89
Exercise / Drills		60.4%	116
Training		65.1%	125
Operations		55.2%	106
Logistics		35.4%	68
Administration / Finance		23.4%	45
Communications / Public Relations		39.1%	75
Volunteer Management		32.8%	63
Management		45.3%	87
Other (please specify)		8.9%	17
		<b>answered question</b>	<b>192</b>
		<b>skipped question</b>	<b>71</b>

45. Please rate how you think your current degree pursuits in Emergency Management are helping you in your current job?						
	Poor	Fair	Good	Very Good	Excellent	Response Count
Please Choose One	5.0% (10)	13.6% (27)	30.7% (61)	<b>31.7% (63)</b>	19.1% (38)	199
	<b>answered question</b>					<b>199</b>
	<b>skipped question</b>					<b>64</b>



**46. How does your current job rate for allowing networking or development with other agencies and organizations? (e.g. State/Tribal/Federal agencies, non-profits etc.)**







	Poor	Fair	Good	Very Good	Excellent	Response Count
Please choose one	10.2% (20)	14.3% (28)	<b>33.7% (66)</b>	26.0% (51)	15.8% (31)	196
	<i>answered question</i>					<b>196</b>
	<i>skipped question</i>					<b>67</b>



**47. Outside of your current job do you do any private consulting or networking with other groups or agencies? (e.g. State/Local/Tribal/Federal, non-profits etc.) DO NOT COUNT VOLUNTEER WORK**



		Response Percent	Response Count
Yes		28.4%	59
No		60.1%	125
Not Applicable		11.5%	24
	<i>answered question</i>		<b>208</b>
	<i>skipped question</i>		<b>55</b>






**48. Have you ever served in the Armed Forces?**




		Response Percent	Response Count
Yes		38.7%	63
No		61.3%	100
	<i>answered question</i>		<b>163</b>
	<i>skipped question</i>		<b>100</b>



49. Which branch(es) of the Armed Forces did you serve in? (Check all that apply)			Response Percent	Response Count
U.S. Army			45.0%	27
U.S. Air Force			30.0%	18
U.S. Marines			10.0%	6
U.S. Navy			16.7%	10
U.S. Coast Guard			3.3%	2
Military of Foreign Nation other than U.S. (please specify below)			5.0%	3
Other (please specify Branch and/or County)				7
			<b>answered question</b>	<b>60</b>
			<b>skipped question</b>	<b>203</b>

50. As a service member do you feel your training helped you prepare for a career in emergency management or an EM related field?			Response Percent	Response Count
Yes			81.4%	57
No			18.6%	13
Please add any comments (optional)				7
			<b>answered question</b>	<b>70</b>
			<b>skipped question</b>	<b>193</b>

51. As a member of the armed forces were you ever deployed as part of an emergency relief operation or humanitarian effort? (Both in the U.S. and abroad)				
			Response Percent	Response Count
Yes			36.4%	24
No			63.6%	42
If YES, please specify where and when				11
<b>answered question</b>				<b>66</b>
<b>skipped question</b>				<b>197</b>



52. Are you a member of, or involved with any of the following professional emergency management organizations?				
			Response Percent	Response Count
International Association of Emergency Managers (IAEM)			94.0%	172
National Emergency Management Association (NEMA)			3.3%	6
ASIS International			4.4%	8
EMPOWER			3.8%	7
Other Emergency Management/Homeland Security Organization (please specify blow)			23.0%	42
Other (please specify)				45
<b>answered question</b>				<b>183</b>
<b>skipped question</b>				<b>80</b>







53. Are you a member of the IAEM Student Council?			Response Percent	Response Count
Yes (IAEM-USA Student Region / USA Student)			43.5%	90
Yes (Other IAEM Student Region)			2.9%	6
<b>No</b>			<b>53.6%</b>	<b>111</b>
	<i>answered question</i>			<b>207</b>
	<i>skipped question</i>			<b>56</b>




54. Are you a member of a Student Chapter of the IAEM-USA Student Region?			Response Percent	Response Count
Yes			49.0%	101
<b>No</b>			<b>51.0%</b>	<b>105</b>
	<i>answered question</i>			<b>206</b>
	<i>skipped question</i>			<b>57</b>




55. Have you attended an emergency management-related professional conference?			Response Percent	Response Count
Yes, IAEM Annual Conference			14.7%	30
Yes, IAEM Other Conference (Regional, Midyear, etc.)			3.4%	7
Yes, State Sponsored Conference			29.4%	60
Yes, Locally Sponsored Conference (University, Local City or County etc.)			29.4%	60
<b>No</b>			<b>46.1%</b>	<b>94</b>
Yes, Other Conference Not Specified (please list below)			15.7%	32
		Other (please specify)		33
		<b>answered question</b>		<b>204</b>
		<b>skipped question</b>		<b>59</b>

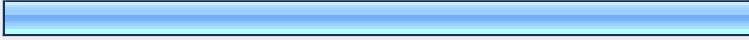

56. Have you presented at an emergency management-related professional conference?			Response Percent	Response Count
Yes, IAEM Annual Conference			0.0%	0
Yes, IAEM Other Conference (Regional, Midyear, etc.)			0.5%	1
Yes, State Sponsored Conference			3.9%	8
Yes, Locally Sponsored Conference (University, Local City or County etc.)			6.8%	14
<b>No</b>			<b>86.4%</b>	<b>178</b>
Yes, Other Conference Not Specified (please list below)			5.3%	11
		Other (please specify)		12
		<b>answered question</b>		<b>206</b>
		<b>skipped question</b>		<b>57</b>



57. Have you ever participated / responded to a real-life emergency management incident (non-training exercise) such as Hazardous Materials Incident, Natural Disaster, Act of Terror, MCI etc.?			
		Response Percent	Response Count
Yes		78.0%	160
No		22.0%	45
		<b>answered question</b>	<b>205</b>
		<b>skipped question</b>	<b>58</b>

58. What types of drills / exercises have you participated in (check all that apply)?			
		Response Percent	Response Count
Tabletop Exercise		77.3%	160
Drill		68.1%	141
Functional Exercise		63.8%	132
Full Scale Exercise		59.4%	123
None		7.7%	16
Other (please specify)		5.3%	11
		<b>answered question</b>	<b>207</b>
		<b>skipped question</b>	<b>56</b>




59. While pursuing your degree have you worked as an intern?			
		Response Percent	Response Count
Yes (Emergency Management Related)		23.7%	49
Yes (Not Emergency Management Related)		3.9%	8
No		72.5%	150
		<b>answered question</b>	<b>207</b>
		<b>skipped question</b>	<b>56</b>



60. When was your internship (check all that apply)?			Response Percent	Response Count
Before starting my program			7.9%	5
<b>During my program</b>			<b>88.9%</b>	<b>56</b>
After my program			3.2%	2
			<i>answered question</i>	<b>63</b>
			<i>skipped question</i>	<b>200</b>



61. Do you feel as if your internship enhanced your experiences learning about Emergency Management?			Response Percent	Response Count
Yes			82.3%	51
No			17.7%	11
			Explain (optional)	11
			<i>answered question</i>	<b>62</b>
			<i>skipped question</i>	<b>201</b>



62. Do you feel you received adequate training during your internship?			Response Percent	Response Count
Yes			78.1%	50
No			21.9%	14
			Explain (optional)	7
			<i>answered question</i>	<b>64</b>
			<i>skipped question</i>	<b>199</b>

63. How would you rate your internship experience?						
	Excellent	Very Good	Good	Fair	Poor	Response Count
Please choose one	48.3% (29)	21.7% (13)	23.3% (14)	1.7% (1)	5.0% (3)	60
	<i>answered question</i>					60
	<i>skipped question</i>					203



64. Did your internship cause you to have a positive or negative outlook on a career in emergency management?			
		Response Percent	Response Count
Positive		73.4%	47
Negative		3.1%	2
Neither Positive or Negative		23.4%	15
	<i>answered question</i>		64
	<i>skipped question</i>		199

65. Does your current academic institution offer opportunities for EM networking and/or EM career counseling?			
		Response Percent	Response Count
Yes		65.0%	134
No		35.0%	72
	<i>answered question</i>		206
	<i>skipped question</i>		57

66. Have you met with a career counselor or faculty member from your institution to discuss emergency management/EM-related careers?				
			Response Percent	Response Count
Yes			34.5%	70
No			65.5%	133
			<i>answered question</i>	<b>203</b>
			<i>skipped question</i>	<b>60</b>



67. Have you received advice/counseling from a career counselor or EM faculty member on resume development, cover letter writing, and/or interviewing for a potential job in emergency management?				
			Response Percent	Response Count
Yes			22.4%	45
No			77.6%	156
			<i>answered question</i>	<b>201</b>
			<i>skipped question</i>	<b>62</b>



68. How would you rate the help you received in resume development, cover letter writing and/or interviewing for a potential EM job?							
	Very Helpful	Helpful	Somewhat Helpful	Not Helpful	N/A	Response Count	
Please Choose One	10.5% (18)	12.3% (21)	11.7% (20)	11.7% (20)	<b>53.8% (92)</b>	171	
						<i>answered question</i>	<b>171</b>
						<i>skipped question</i>	<b>92</b>




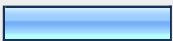
69. Have you received assistance in searching for a job in the field of emergency management or other related field?				
			Response Percent	Response Count
Yes			21.2%	41
No			78.8%	152
<i>answered question</i>				<b>193</b>
<i>skipped question</i>				<b>70</b>

70. How would you rate the help you received in searching for a job in emergency management or other related field?						
	Very Helpful	Helpful	Somewhat Helpful	Not Helpful	Not Applicable	Response Count
Please Choose One	9.4% (16)	10.0% (17)	9.4% (16)	8.2% (14)	<b>62.9% (107)</b>	170
<i>answered question</i>						<b>170</b>
<i>skipped question</i>						<b>93</b>






71. Taking into consideration the experiences you have had in career development and the previous questions asked, please rate the potential sources of assistance and information you have received.					
	None	A little	Some	A lot	Response Count
College - Emergency Management Program	<b>32.7% (55)</b>	17.3% (29)	26.2% (44)	23.8% (40)	168
College - Career Center	<b>63.8% (102)</b>	14.4% (23)	17.5% (28)	4.4% (7)	160
IAEM	22.5% (38)	27.2% (46)	<b>32.5% (55)</b>	17.8% (30)	169
Current or Former Employer	<b>30.3% (50)</b>	26.1% (43)	20.0% (33)	23.6% (39)	165
Websites (monster, career builder, etc.)	<b>41.8% (69)</b>	21.8% (36)	26.7% (44)	9.7% (16)	165
Career Fair	<b>65.8% (102)</b>	18.7% (29)	13.5% (21)	1.9% (3)	155
Other (please specify below)	<b>83.3% (65)</b>	1.3% (1)	9.0% (7)	6.4% (5)	78
Other (please specify)					13
<i>answered question</i>					<b>172</b>
<i>skipped question</i>					<b>91</b>

72. Have you ever held a teaching assistant position while studying in your degree program?			
		Response Percent	Response Count
Yes		9.6%	19
No		90.4%	178
<i>answered question</i>			197
<i>skipped question</i>			66






73. Have you taught any courses that added to your personal development in the emergency management or other related field?			
		Response Percent	Response Count
Yes		39.4%	78
No		60.6%	120
Explain (optional)			40
<i>answered question</i>			198
<i>skipped question</i>			65








74. Please describe your emergency management volunteer experience (check all that apply)			
		Response Percent	Response Count
I have volunteered in the past		48.5%	94
I currently volunteer		41.8%	81
I plan to or am considering volunteering		19.6%	38
I have never volunteered		18.0%	35
<i>answered question</i>			194
<i>skipped question</i>			69

**75. Please indicate how many years you have volunteered for in the EM / EM related field**

		Response Percent	Response Count
0-5		75.4%	129
6-10		11.7%	20
11-15		7.6%	13
16-20		0.6%	1
20+		4.7%	8
		<b>answered question</b>	<b>171</b>
		<b>skipped question</b>	<b>92</b>

**76. Please indicate how many hours a month, on average, you have volunteered for in the EM / EM related field**

		Response Percent	Response Count
0-5		47.9%	81
6-10		18.9%	32
11-15		10.7%	18
16-20		7.1%	12
20+		15.4%	26
		<b>answered question</b>	<b>169</b>
		<b>skipped question</b>	<b>94</b>

77. Please indicate what organizations you have volunteered for (check all that apply)			Response Percent	Response Count
American Red Cross			38.5%	55
Community Emergency Response Team (CERT)			40.6%	58
Volunteers in Police Service (VIPS)			3.5%	5
Medical Reserve Corp			6.3%	9
Salvation Army			2.8%	4
IAEM			12.6%	18
Other (please specify)			50.3%	72
			<i>answered question</i>	<b>143</b>
			<i>skipped question</i>	<b>120</b>

78. How familiar are you with the 8 Principles of Emergency Management?							
	Poor	Fair	Good	Very Good	Excellent	Response Count	
Please choose one	9.3% (18)	13.5% (26)	21.2% (41)	<b>35.2% (68)</b>	20.7% (40)	193	
						<i>answered question</i>	<b>193</b>
						<i>skipped question</i>	<b>70</b>

79. How familiar do you believe your University is with the 8 Principles of Emergency Management?							
	Poor	Fair	Good	Very Good	Excellent	Response Count	
Please choose one	10.0% (19)	10.5% (20)	26.3% (50)	<b>34.2% (65)</b>	18.9% (36)	190	
						<i>answered question</i>	<b>190</b>
						<i>skipped question</i>	<b>73</b>

80. Please rate how well your University addresses and incorporates each of the Principles of Emergency Management into your program:						
	Poor	Fair	Good	Very Good	Excellent	Response Count
COMPREHENSIVE - emergency managers consider and take into account all hazards, all phases, all stakeholders and all impacts relevant to disasters.	5.9% (11)	8.5% (16)	24.5% (46)	<b>36.7% (69)</b>	24.5% (46)	188
Please give any examples from your program						9
<i>answered question</i>						<b>188</b>
<i>skipped question</i>						<b>75</b>

81. Please rate how well your University addresses and incorporates each of the Principles of Emergency Management into your program:						
	Poor	Fair	Good	Very Good	Excellent	Response Count
PROGRESSIVE - emergency managers anticipate future disasters and take preventive and preparatory measures to build disaster-resistant and disaster-resilient communities.	5.9% (11)	11.9% (22)	24.9% (46)	<b>38.9% (72)</b>	18.4% (34)	185
Please give any examples from your program						6
<i>answered question</i>						<b>185</b>
<i>skipped question</i>						<b>78</b>

82. Please rate how well your University addresses and incorporates each of the Principles of Emergency Management into your program:						
	Poor	Fair	Good	Very Good	Excellent	Response Count
RISK-DRIVEN - emergency managers use sound risk management principles (hazard identification, risk analysis, and impact analysis) in assigning priorities and resources.	6.5% (12)	10.9% (20)	27.2% (50)	<b>35.3% (65)</b>	20.1% (37)	184
Please give any examples from your program						3
<i>answered question</i>						<b>184</b>
<i>skipped question</i>						<b>79</b>

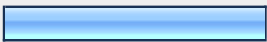

83. Please rate how well your University addresses and incorporates each of the Principles of Emergency Management into your program:						
	Poor	Fair	Good	Very Good	Excellent	Response Count
INTEGRATED - emergency managers ensure unity of effort among all levels of government and all elements of a community.	4.9% (9)	10.8% (20)	25.9% (48)	<b>36.8% (68)</b>	21.6% (40)	185
Please give any examples from your program						2
<i>answered question</i>						<b>185</b>
<i>skipped question</i>						<b>78</b>



84. Please rate how well your University addresses and incorporates each of the Principles of Emergency Management into your program:						
	Poor	Fair	Good	Very Good	Excellent	Response Count
COLLABORATIVE - emergency managers create and sustain broad and sincere relationships among individuals and organizations to encourage trust, advocate a team atmosphere, build consensus, and facilitate communication.	4.9% (9)	9.8% (18)	26.6% (49)	<b>34.8% (64)</b>	23.9% (44)	184
Please give any examples from your program						3
<i>answered question</i>						<b>184</b>
<i>skipped question</i>						<b>79</b>


85. Please rate how well your University addresses and incorporates each of the Principles of Emergency Management into your program:						
	Poor	Fair	Good	Very Good	Excellent	Response Count
COORDINATED - emergency managers synchronize the activities of all relevant stakeholders to achieve a common purpose.	5.4% (10)	10.9% (20)	24.5% (45)	<b>41.3% (76)</b>	17.9% (33)	184
Please give any examples from your program						3
<i>answered question</i>						<b>184</b>
<i>skipped question</i>						<b>79</b>

86. Please rate how well your University addresses and incorporates each of the Principles of Emergency Management into your program:						
	Poor	Fair	Good	Very Good	Excellent	Response Count
FLEXIBLE - emergency managers use creative and innovative approaches in solving disaster challenges.	5.5% (10)	11.5% (21)	26.4% (48)	<b>37.4% (68)</b>	19.2% (35)	182
Please give any examples from your program						2
<i>answered question</i>						<b>182</b>
<i>skipped question</i>						<b>81</b>

87. Please rate how well your University addresses and incorporates each of the Principles of Emergency Management into your program:						
	Poor	Fair	Good	Very Good	Excellent	Response Count
PROFESSIONAL - emergency managers value a science and knowledge-based approach based on education, training, experience, ethical practice, public stewardship and continuous improvement.	5.4% (10)	9.7% (18)	21.1% (39)	<b>38.4% (71)</b>	25.4% (47)	185
Please give any examples from your program						2
<i>answered question</i>						<b>185</b>
<i>skipped question</i>						<b>78</b>

88. As a professional student have you assisted in the development of grant proposals?			
		Response Percent	Response Count
Yes		28.6%	54
No		71.4%	135
<i>answered question</i>			<b>189</b>
<i>skipped question</i>			<b>74</b>



89. Have you conducted research as part of your degree program (whether on your own or as part of / assisting another project)?			
		Response Percent	Response Count
Yes		71.6%	136
No		28.4%	54
<b>answered question</b>			<b>190</b>
<b>skipped question</b>			<b>73</b>



90. Please describe the research you have completed (choose all that apply):			
		Response Percent	Response Count
Conducted independent for my own project		91.1%	133
Assisted a fellow student / colleague		28.8%	42
Assisted a faculty member		17.8%	26
Other (please specify)		5.5%	8
<b>answered question</b>			<b>146</b>
<b>skipped question</b>			<b>117</b>




91. Please describe your research topic(s)?			Response Percent	Response Count
Prevention			39.0%	57
Mitigation			42.5%	62
<b>Preparedness</b>			<b>67.1%</b>	<b>98</b>
Planning			58.9%	86
Response			56.2%	82
Recovery			38.4%	56
Other (please specify)			9.6%	14
			<i>answered question</i>	<b>146</b>
			<i>skipped question</i>	<b>117</b>

92. Was your research required by your EM course curriculum?			Response Percent	Response Count
Yes			70.3%	109
No			29.7%	46
			<i>answered question</i>	<b>155</b>
			<i>skipped question</i>	<b>108</b>

93. As a professional student do you feel you had adequate preparation before beginning your own research?			Response Percent	Response Count
Yes			84.7%	133
No			15.3%	24
			<i>answered question</i>	<b>157</b>
			<i>skipped question</i>	<b>106</b>

94. As a professional student do you feel you received adequate assistance from faculty in developing your research?			Response Percent	Response Count
Yes			76.3%	116
No			23.7%	36
			<b>answered question</b>	<b>152</b>
			<b>skipped question</b>	<b>111</b>

95. Did you receive any research funding?			Response Percent	Response Count
Yes			5.2%	8
No			94.8%	146
			If YES, please identify the source(s).	5
			<b>answered question</b>	<b>154</b>
			<b>skipped question</b>	<b>109</b>

96. As a professional student have you ever published one or more research papers as the sole author? (choose all that apply)			Response Percent	Response Count
Yes - Peer Review Journal			4.0%	7
Yes - Other Publication (e.g. IAEM Responder, IAEM Bulletin, School Publication, etc.)			9.7%	17
No			87.5%	154
			Please Identify where you published.	8
			<b>answered question</b>	<b>176</b>
			<b>skipped question</b>	<b>87</b>

97. As a professional student have you ever published one or more research papers as the co-author? (choose all that apply)			Response Percent	Response Count
Yes - Peer Reviewed Journal	<input type="checkbox"/>		4.0%	7
Yes - Other Publication (e.g. IAEM Responder, IAEM Bulletin, School Publication, etc)	<input type="checkbox"/>		5.2%	9
No	<input checked="" type="checkbox"/>		92.5%	161
Please identify where you published.				5
<b>answered question</b>				<b>174</b>
<b>skipped question</b>				<b>89</b>

98. Please feel free to add additional comments or suggestions that may assist us in understanding your thoughts concerns and experiences in the field of Emergency Management.			Response Count
			17
<b>answered question</b>			<b>17</b>
<b>skipped question</b>			<b>246</b>

99. Please feel free to add additional comments or suggestions that may assist us in conducting this survey again in the future.			Response Count
			9
<b>answered question</b>			<b>9</b>
<b>skipped question</b>			<b>254</b>