

2009 EM Student Survey

1. What is your gender?			Response Percent	Response Count
Male			70.8%	34
Female			29.2%	14
			<i>answered question</i>	48
			<i>skipped question</i>	1

2. What is your Current Age?			Response Percent	Response Count
Under 17			2.0%	1
18-21			2.0%	1
22-30			44.9%	22
31-40			24.5%	12
41-50			18.4%	9
Over 50			8.2%	4
			<i>answered question</i>	49
			<i>skipped question</i>	0





3. What is your marital status?

		Response Percent	Response Count
Single		42.9%	21
Married		46.9%	23
Domestic Partnership or Civil Union		4.1%	2
Divorced		6.1%	3
Widowed		0.0%	0
		answered question	49
		skipped question	0




4. How many dependent children, if any, do you have?

		Response Percent	Response Count
None		72.9%	35
1		4.2%	2
2		14.6%	7
3		4.2%	2
4		4.2%	2
More than 4		0.0%	0
		answered question	48
		skipped question	1




5. Which race or ethnicity best describes you?

		Response Percent	Response Count
African American		4.3%	2
Asian		23.9%	11
Hispanic		6.5%	3
American Indian or Alaskan Native		0.0%	0
Hawaiian Native or Pacific Islander		0.0%	0
White/Caucasian		65.2%	30
		<i>answered question</i>	46
		<i>skipped question</i>	3




6. What citizenship status best describes you:

		Response Percent	Response Count
U.S. Resident		10.4%	5
Resident U.S. Alien		0.0%	0
Non-Resident U.S. Alien		4.2%	2
Citizen of another country (please specify below)		85.4%	41
		<i>answered question</i>	48
		<i>skipped question</i>	1

7. What is your current living situation?

		Response Percent	Response Count
College Housing On-Campus		6.3%	3
College Housing Off-Campus		0.0%	0
Own Housing		39.6%	19
Rent Housing		54.2%	26
		<i>answered question</i>	48
		<i>skipped question</i>	1

8. What is your current employment status?




		Response Percent	Response Count
Full Time		54.2%	26
Part Time		22.9%	11
Not Currently Employed		22.9%	11
		<i>answered question</i>	48
		<i>skipped question</i>	1




9. Select the answer that best identifies your income from the Fiscal year 2008.

		Response Percent	Response Count
Less than 20,000		36.2%	17
20,001 - 35,000		21.3%	10
35,001 - 50,000		12.8%	6
50,001 - 75,000		14.9%	7
75,001 - 100,000		10.6%	5
Greater than 100,001		4.3%	2
		answered question	47
		skipped question	2

10. What level is your current degree program?

		Response Percent	Response Count
Certificate		3.0%	1
Associates		3.0%	1
Bachelors (BA)		6.1%	2
Bachelors (BS)		12.1%	4
Bachelors (Other)		0.0%	0
Masters (MA)		18.2%	6
Masters (MPA)		0.0%	0
Masters (MPH)		0.0%	0
Masters (MS)		12.1%	4
Masters (MBA)		0.0%	0
Masters (Other)		6.1%	2
Doctoral		39.4%	13
		answered question	33
		skipped question	16

11. Please choose the best description of your program				
			Response Percent	Response Count
Online - 100%			24.2%	8
On Campus - 100%			42.4%	14
Hybrid (Part Online & Part On Campus)			33.3%	11
			<i>answered question</i>	33
			<i>skipped question</i>	16

12. What is your current enrollment status?				
			Response Percent	Response Count
Full Time			69.7%	23
Part Time			18.2%	6
Graduated			12.1%	4
			<i>answered question</i>	33
			<i>skipped question</i>	16











13. Academic standards of my EM program:								
	Poor	Fair	Good	Very Good	Excellent	N/A	Response Count	
Please Choose One	6.1% (2)	0.0% (0)	15.2% (5)	24.2% (8)	39.4% (13)	15.2% (5)	33	
Please add any explanation (optional)							5	
							<i>answered question</i>	33
							<i>skipped question</i>	16

14. The EM program's incorporation of current developments in the field into learning environment:							
	Poor	Fair	Good	Very Good	Excellent	N/A	Response Count
Please Choose One	6.1% (2)	3.0% (1)	18.2% (6)	33.3% (11)	21.2% (7)	18.2% (6)	33
Please add explanation (optional)							1
answered question							33
skipped question							16

15. EM Program Space and Facilities							
	Poor	Fair	Good	Very Good	Excellent	N/A	Response Count
Please Choose One	6.1% (2)	9.1% (3)	33.3% (11)	18.2% (6)	9.1% (3)	24.2% (8)	33
Please add explanation (optional)							1
answered question							33
skipped question							16

16. EM Overall program quality							
	Poor	Fair	Good	Very Good	Excellent	N/A	Response Count
please Choose One	3.0% (1)	6.1% (2)	15.2% (5)	42.4% (14)	18.2% (6)	15.2% (5)	33
Please add explanation (optional)							1
answered question							33
skipped question							16

17. Integration of technology into EM program:							
	Poor	Fair	Good	Very Good	Excellent	N/A	Response Count
Please Choose One	3.0% (1)	24.2% (8)	21.2% (7)	21.2% (7)	3.0% (1)	27.3% (9)	33
Please add explanation (optional)							2
answered question							33
skipped question							16

18. What types of technologies does your EM program teach or utilize?			
		Response Percent	Response Count
GIS		48.1%	13
WebEOC		11.1%	3
Internet		77.8%	21
ALOHA		0.0%	0
HALO		3.7%	1
CAMEO		3.7%	1
ETeam		3.7%	1
HAZUS		14.8%	4
Emergencny Alert / Notifiation Systems (i.e. text, email, EAS)		18.5%	5
GPS		37.0%	10
Other (please specify)		22.2%	6
answered question			27
skipped question			22

19. Ability for hands-on application of learned material: (Mock EOC, drill simulations etc.)							
	Poor	Fair	Good	Very Good	Excellent	N/A	Response Count
Please Choose One	12.5% (4)	9.4% (3)	31.3% (10)	12.5% (4)	0.0% (0)	34.4% (11)	32
Please add explanation (optional)							1
answered question							32
skipped question							17

20. Academic background of EM faculty:							
	Poor	Fair	Good	Very Good	Excellent	N/A	Response Count
Please Choose One	6.1% (2)	9.1% (3)	18.2% (6)	27.3% (9)	30.3% (10)	9.1% (3)	33
Please add explanation (optional)							3
answered question							33
skipped question							16

21. The intellectual quality of EM faculty:							
	Poor	Fair	Good	Very Good	Excellent	N/A	Response Count
Please Choose One	6.3% (2)	3.1% (1)	12.5% (4)	34.4% (11)	31.3% (10)	12.5% (4)	32
Please add explanation (optional)							1
answered question							32
skipped question							17

22. The practical / real-world EM experience of the EM faculty:							
	Poor	Fair	Good	Very Good	Excellent	N/A	Response Count
Please Choose One	9.4% (3)	6.3% (2)	25.0% (8)	18.8% (6)	25.0% (8)	15.6% (5)	32
Please add explanation (optional)							1
answered question							32
skipped question							17

23. The intellectual quality of fellow EM students:							
	Poor	Fair	Good	Very Good	Excellent	N/A	Response Count
Please Choose One	0.0% (0)	0.0% (0)	42.4% (14)	33.3% (11)	12.1% (4)	12.1% (4)	33
Please add explanation (optional)							2
answered question							33
skipped question							16

24. The relationship between EM faculty and EM students:							
	Poor	Fair	Good	Very Good	Excellent	N/A	Response Count
Please Choose One	6.3% (2)	9.4% (3)	34.4% (11)	21.9% (7)	15.6% (5)	12.5% (4)	32
Please add explanation (optional)							1
answered question							32
skipped question							17

25. The relationship between fellow EM students:							
	Poor	Fair	Good	Very Good	Excellent	N/A	Response Count
Please Choose One	0.0% (0)	9.1% (3)	18.2% (6)	39.4% (13)	21.2% (7)	12.1% (4)	33
Please add explanation (optional)							0
answered question							33
skipped question							16

26. EM Program activities foster a sense of intellectual community							
	Strongly Disagree	Disagree	Neutral	Agree	Strongly Agree	N/A	Response Count
Please Choose One	3.0% (1)	3.0% (1)	24.2% (8)	36.4% (12)	24.2% (8)	9.1% (3)	33
Please add explanation (optional)							3
answered question							33
skipped question							16

27. EM Program content supports my research or professional goals							
	Strongly Disagree	Disagree	Neutral	Agree	Strongly Agree	N/A	Response Count
Please Choose One	3.0% (1)	6.1% (2)	9.1% (3)	42.4% (14)	30.3% (10)	9.1% (3)	33
Please add explanation (optional)							0
answered question							33
skipped question							16

28. EM Program structure encourages student collaboration or teamwork							
	Strongly Disagree	Disagree	Neutral	Agree	Strongly Agree	N/A	Response Count
Please Choose One	0.0% (0)	18.2% (6)	21.2% (7)	27.3% (9)	24.2% (8)	9.1% (3)	33
Please add explanation (optional)							1
answered question							33
skipped question							16

29. EM Program structure provides opportunities to engage in interdisciplinary work							
	Strongly Disagree	Disagree	Neutral	Agree	Strongly Agree	N/A	Response Count
Please Choose One	0.0% (0)	6.3% (2)	28.1% (9)	37.5% (12)	25.0% (8)	3.1% (1)	32
Please add explanation (optional)							1
answered question							32
skipped question							17








30. Amount of coursework seems appropriate for the degree							
	Strongly Disagree	Disagree	Neutral	Agree	Strongly Agree	N/A	Response Count
Please Choose One	3.3% (1)	10.0% (3)	20.0% (6)	46.7% (14)	13.3% (4)	6.7% (2)	30
Please add explanation (optional)							1
answered question							30
skipped question							19

31. Academic text is available for your courses							
	Strongly Disagree	Disagree	Neutral	Agree	Strongly Agree	N/A	Response Count
Please Choose One	3.4% (1)	6.9% (2)	6.9% (2)	48.3% (14)	34.5% (10)	0.0% (0)	29
Please add explanation (optional)							1
<i>answered question</i>							29
<i>skipped question</i>							20







32. Is the information on degree requirements easily accessible and clear?						
	Never	Seldom	Sometimes	Usually	N/A	Response Count
Please Choose One	0.0% (0)	0.0% (0)	41.9% (13)	54.8% (17)	3.2% (1)	31
<i>answered question</i>						31
<i>skipped question</i>						18




33. Have you had input into the design of your individual program of study?						
	Never	Seldom	Sometimes	Usually	N/A	Response Count
Please Choose One	6.7% (2)	6.7% (2)	53.3% (16)	23.3% (7)	10.0% (3)	30
<i>answered question</i>						30
<i>skipped question</i>						19




34. Does your program require / utilize any of the following (choose all that apply):




		Response Percent	Response Count
Capstone Experience / Project		43.8%	14
Thesis		75.0%	24
Oral Examinations		31.3%	10
Written Examinations (no notes)		43.8%	14
Online Examinations		25.0%	8
Open-note / Open-book In-Class Exams		28.1%	9
Take-home Exam		21.9%	7
		<i>answered question</i>	32
		<i>skipped question</i>	17



35. How did you pay for your education?

		Response Percent	Response Count
Teaching Assistantships		12.9%	4
Research Assistantships		19.4%	6
Non-service Fellowship		0.0%	0
Grants/Scholarships (do not have to be paid back)		45.2%	14
Loans/Financial Aid (have to be repaid)		19.4%	6
Personal funding/Family		61.3%	19
Other (please specify)		12.9%	4
		<i>answered question</i>	31
		<i>skipped question</i>	18

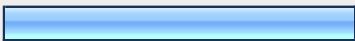




36. If given the opportunity list up to three (3) things you would change about your academic program:			
		Response Percent	Response Count
1.		100.0%	18
2.		77.8%	14
3.		38.9%	7
<i>answered question</i>			18
<i>skipped question</i>			31

37. If given the opportunity list up to three (3) things you would keep about your academic program:			
		Response Percent	Response Count
1.		100.0%	16
2.		75.0%	12
3.		50.0%	8
<i>answered question</i>			16
<i>skipped question</i>			33







38. Would you recommend the program of to prospective students?			
		Response Percent	Response Count
Yes		70.0%	21
No		3.3%	1
Maybe		26.7%	8
<i>answered question</i>			30
<i>skipped question</i>			19

39. Do you feel there is a gap between academia and real world practice?			Response Percent	Response Count
Yes			70.0%	21
No			30.0%	9
Please add explanation (optional)				5
answered question				30
skipped question				19

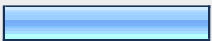



40. If you had the opportunity to address higher education practitioners (i.e. faculty, staff, program designers, etc.) what would you tell them?		Response Count
		11
answered question		11
skipped question		38
















41. Please describe your Emergency Management work experience:			Response Percent	Response Count
Current Full Time (Emergency Management Related)			38.7%	12
Current Part Time (Emergency Management Related)			25.8%	8
Previous Full Time (Emergency Management Related)			9.7%	3
Previous Part Time (Emergency Management Related)			9.7%	3
Have never been employed in Emergency Management or a Related Field			16.1%	5
answered question				31
skipped question				18

42. What is the total number of years you have worked in emergency management or a related field?

		Response Percent	Response Count
less than 1		16.1%	5
1-3		38.7%	12
3-5		9.7%	3
5-7		3.2%	1
7-10		16.1%	5
10+		16.1%	5
		<i>answered question</i>	31
		<i>skipped question</i>	18

43. What sector are you currently working in?

		Response Percent	Response Count
Private		22.6%	7
Public		51.6%	16
Non Profit		16.1%	5
Tribal		0.0%	0
Other (please specify)		9.7%	3
		<i>answered question</i>	31
		<i>skipped question</i>	18

44. What area(s) of emergency management did your current and / or former jobs encompass (choose all that apply)?			
		Response Percent	Response Count
Prevention		55.2%	16
Mitigation		44.8%	13
Preparedness		69.0%	20
Planning		72.4%	21
Response		62.1%	18
Recovery		34.5%	10
Exercise / Drills		48.3%	14
Training		62.1%	18
Operations		44.8%	13
Logistics		24.1%	7
Administration / Finance		20.7%	6
Communications / Public Relations		24.1%	7
Volunteer Management		17.2%	5
Management		41.4%	12
Other (please specify)		10.3%	3
		answered question	29
		skipped question	20

45. Please rate how you think your current degree pursuits in Emergency Management are helping you in your current job?						
	Poor	Fair	Good	Very Good	Excellent	Response Count
Please Choose One	3.3% (1)	13.3% (4)	33.3% (10)	26.7% (8)	23.3% (7)	30
	answered question					30
	skipped question					19

46. How does your current job rate for allowing networking or development with other agencies and organizations? (e.g. State/Tribal/Federal agencies, non-profits etc.)




	Poor	Fair	Good	Very Good	Excellent	Response Count
Please choose one	10.0% (3)	23.3% (7)	30.0% (9)	20.0% (6)	16.7% (5)	30
	<i>answered question</i>					30
	<i>skipped question</i>					19



47. Outside of your current job do you do any private consulting or networking with other groups or agencies? (e.g. State/Local/Tribal/Federal, non-profits etc.) DO NOT COUNT VOLUNTEER WORK



		Response Percent	Response Count
Yes		51.6%	16
No		38.7%	12
Not Applicable		9.7%	3
	<i>answered question</i>		31
	<i>skipped question</i>		18





48. Have you ever served in the Armed Forces?




		Response Percent	Response Count
Yes		20.8%	5
No		79.2%	19
	<i>answered question</i>		24
	<i>skipped question</i>		25



49. Which branch(es) of the Armed Forces did you serve in? (Check all that apply)			Response Percent	Response Count
U.S. Army			16.7%	1
U.S. Air Force			0.0%	0
U.S. Marines			0.0%	0
U.S. Navy			16.7%	1
U.S. Coast Guard			0.0%	0
Military of Foreign Nation other than U.S. (please specify below)			66.7%	4
		Other (please specify Branch and/or County)		4
			answered question	6
			skipped question	43

50. As a service member do you feel your training helped you prepare for a career in emergency management or an EM related field?			Response Percent	Response Count
Yes			71.4%	5
No			28.6%	2
		Please add any comments (optional)		0
			answered question	7
			skipped question	42

51. As a member of the armed forces were you ever deployed as part of an emergency relief operation or humanitarian effort? (Both in the U.S. and abroad)				
			Response Percent	Response Count
Yes			42.9%	3
No			57.1%	4
If YES, please specify where and when				0
answered question				7
skipped question				42



52. Are you a member of, or involved with any of the following professional emergency management organizations?				
			Response Percent	Response Count
International Association of Emergency Managers (IAEM)			88.0%	22
National Emergency Management Association (NEMA)			4.0%	1
ASIS International			4.0%	1
EMPOWER			0.0%	0
Other Emergency Management/Homeland Security Organization (please specify blow)			44.0%	11
Other (please specify)				9
answered question				25
skipped question				24






53. Are you a member of the IAEM Student Council?			Response Percent	Response Count
Yes (IAEM-USA Student Region / USA Student)			7.4%	2
Yes (Other IAEM Student Region)			48.1%	13
No			44.4%	12
			<i>answered question</i>	27
			<i>skipped question</i>	22



54. Are you a member of a Student Chapter of the IAEM-USA Student Region?			Response Percent	Response Count
Yes			11.5%	3
No			88.5%	23
			<i>answered question</i>	26
			<i>skipped question</i>	23

55. Have you attended an emergency management-related professional conference?			Response Percent	Response Count
Yes, IAEM Annual Conference			7.7%	2
Yes, IAEM Other Conference (Regional, Midyear, etc.)			0.0%	0
Yes, State Sponsored Conference			23.1%	6
Yes, Locally Sponsored Conference (University, Local City or County etc.)			26.9%	7
No			38.5%	10
Yes, Other Conference Not Specified (please list below)			26.9%	7
		Other (please specify)		7
		answered question		26
		skipped question		23

56. Have you presented at an emergency management-related professional conference?			Response Percent	Response Count
Yes, IAEM Annual Conference			0.0%	0
Yes, IAEM Other Conference (Regional, Midyear, etc.)			0.0%	0
Yes, State Sponsored Conference			3.7%	1
Yes, Locally Sponsored Conference (University, Local City or County etc.)			14.8%	4
No			77.8%	21
Yes, Other Conference Not Specified (please list below)			7.4%	2
		Other (please specify)		2
		answered question		27
		skipped question		22

57. Have you ever participated / responded to a real-life emergency management incident (non-training exercise) such as Hazardous Materials Incident, Natural Disaster, Act of Terror, MCI etc.?			Response Percent	Response Count
Yes			55.6%	15
No			44.4%	12
			<i>answered question</i>	27
			<i>skipped question</i>	22

58. What types of drills / exercises have you participated in (check all that apply)?			Response Percent	Response Count
Tabletop Exercise			77.8%	21
Drill			48.1%	13
Functional Exercise			55.6%	15
Full Scale Exercise			59.3%	16
None			14.8%	4
Other (please specify)			0.0%	0
			<i>answered question</i>	27
			<i>skipped question</i>	22



59. While pursuing your degree have you worked as an intern?			Response Percent	Response Count
Yes (Emergency Management Related)			33.3%	9
Yes (Not Emergency Management Related)			0.0%	0
No			66.7%	18
			<i>answered question</i>	27
			<i>skipped question</i>	22



60. When was your internship (check all that apply)?			
		Response Percent	Response Count
Before starting my program		10.0%	1
During my program		70.0%	7
After my program		20.0%	2
<i>answered question</i>			10
<i>skipped question</i>			39



61. Do you feel as if your internship enhanced your experiences learning about Emergency Management?			
		Response Percent	Response Count
Yes		90.9%	10
No		9.1%	1
Explain (optional)			2
<i>answered question</i>			11
<i>skipped question</i>			38



62. Do you feel you received adequate training during your internship?			
		Response Percent	Response Count
Yes		81.8%	9
No		18.2%	2
Explain (optional)			0
<i>answered question</i>			11
<i>skipped question</i>			38

63. How would you rate your internship experience?						
	Excellent	Very Good	Good	Fair	Poor	Response Count
Please choose one	27.3% (3)	45.5% (5)	18.2% (2)	9.1% (1)	0.0% (0)	11
	<i>answered question</i>					11
	<i>skipped question</i>					38



64. Did your internship cause you to have a positive or negative outlook on a career in emergency management?			
		Response Percent	Response Count
Positive		90.9%	10
Negative		0.0%	0
Neither Positive or Negative		9.1%	1
	<i>answered question</i>		11
	<i>skipped question</i>		38

65. Does your current academic institution offer opportunities for EM networking and/or EM career counseling?			
		Response Percent	Response Count
Yes		48.1%	13
No		51.9%	14
	<i>answered question</i>		27
	<i>skipped question</i>		22

66. Have you met with a career counselor or faculty member from your institution to discuss emergency management/EM-related careers?				
			Response Percent	Response Count
Yes			29.6%	8
No			70.4%	19
			<i>answered question</i>	27
			<i>skipped question</i>	22



67. Have you received advice/counseling from a career counselor or EM faculty member on resume development, cover letter writing, and/or interviewing for a potential job in emergency management?				
			Response Percent	Response Count
Yes			37.0%	10
No			63.0%	17
			<i>answered question</i>	27
			<i>skipped question</i>	22



68. How would you rate the help you received in resume development, cover letter writing and/or interviewing for a potential EM job?							
	Very Helpful	Helpful	Somewhat Helpful	Not Helpful	N/A	Response Count	
Please Choose One	11.5% (3)	19.2% (5)	11.5% (3)	11.5% (3)	46.2% (12)	26	
						<i>answered question</i>	26
						<i>skipped question</i>	23




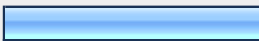
69. Have you received assistance in searching for a job in the field of emergency management or other related field?				
			Response Percent	Response Count
Yes			40.7%	11
No			59.3%	16
<i>answered question</i>				27
<i>skipped question</i>				22




70. How would you rate the help you received in searching for a job in emergency management or other related field?						
	Very Helpful	Helpful	Somewhat Helpful	Not Helpful	Not Applicable	Response Count
Please Choose One	8.3% (2)	25.0% (6)	8.3% (2)	16.7% (4)	41.7% (10)	24
<i>answered question</i>						24
<i>skipped question</i>						25






71. Taking into consideration the experiences you have had in career development and the previous questions asked, please rate the potential sources of assistance and information you have received.					
	None	A little	Some	A lot	Response Count
College - Emergency Management Program	36.0% (9)	36.0% (9)	16.0% (4)	12.0% (3)	25
College - Career Center	73.9% (17)	13.0% (3)	8.7% (2)	4.3% (1)	23
IAEM	39.1% (9)	30.4% (7)	26.1% (6)	4.3% (1)	23
Current or Former Employer	29.2% (7)	25.0% (6)	33.3% (8)	12.5% (3)	24
Websites (monster, career builder, etc.)	31.8% (7)	27.3% (6)	27.3% (6)	13.6% (3)	22
Career Fair	72.7% (16)	13.6% (3)	13.6% (3)	0.0% (0)	22
Other (please specify below)	54.5% (6)	18.2% (2)	27.3% (3)	0.0% (0)	11
Other (please specify)					3
<i>answered question</i>					25
<i>skipped question</i>					24

72. Have you ever held a teaching assistant position while studying in your degree program?			
		Response Percent	Response Count
Yes		37.5%	9
No		62.5%	15
<i>answered question</i>			24
<i>skipped question</i>			25

73. Have you taught any courses that added to your personal development in the emergency management or other related field?			
		Response Percent	Response Count
Yes		50.0%	13
No		50.0%	13
Explain (optional)			4
<i>answered question</i>			26
<i>skipped question</i>			23

74. Please describe your emergency management volunteer experience (check all that apply)			
		Response Percent	Response Count
I have volunteered in the past		44.0%	11
I currently volunteer		32.0%	8
I plan to or am considering volunteering		12.0%	3
I have never volunteered		28.0%	7
<i>answered question</i>			25
<i>skipped question</i>			24

75. Please indicate how many years you have volunteered for in the EM / EM related field			
		Response Percent	Response Count
0-5		89.5%	17
6-10		5.3%	1
11-15		0.0%	0
16-20		5.3%	1
20+		0.0%	0
		answered question	19
		skipped question	30

76. Please indicate how many hours a month, on average, you have volunteered for in the EM / EM related field			
		Response Percent	Response Count
0-5		63.2%	12
6-10		21.1%	4
11-15		5.3%	1
16-20		5.3%	1
20+		5.3%	1
		answered question	19
		skipped question	30

77. Please indicate what organizations you have volunteered for (check all that apply)			Response Percent	Response Count
American Red Cross	<input type="checkbox"/>		6.3%	1
Community Emergency Response Team (CERT)	<input type="checkbox"/>		6.3%	1
Volunteers in Police Service (VIPS)	<input type="checkbox"/>		12.5%	2
Medical Reserve Corp			0.0%	0
Salvation Army			0.0%	0
IAEM	<input type="checkbox"/>		6.3%	1
Other (please specify)	<input type="checkbox"/>		81.3%	13
		answered question		16
		skipped question		33

78. How familiar are you with the 8 Principles of Emergency Management?						
	Poor	Fair	Good	Very Good	Excellent	Response Count
Please choose one	19.2% (5)	15.4% (4)	34.6% (9)	26.9% (7)	3.8% (1)	26
	answered question					26
	skipped question					23

79. How familiar do you believe your University is with the 8 Principles of Emergency Management?						
	Poor	Fair	Good	Very Good	Excellent	Response Count
Please choose one	15.4% (4)	15.4% (4)	42.3% (11)	15.4% (4)	11.5% (3)	26
	answered question					26
	skipped question					23

80. Please rate how well your University addresses and incorporates each of the Principles of Emergency Management into your program:						
	Poor	Fair	Good	Very Good	Excellent	Response Count
COMPREHENSIVE - emergency managers consider and take into account all hazards, all phases, all stakeholders and all impacts relevant to disasters.	11.5% (3)	3.8% (1)	23.1% (6)	42.3% (11)	19.2% (5)	26
Please give any examples from your program						3
<i>answered question</i>						26
<i>skipped question</i>						23

81. Please rate how well your University addresses and incorporates each of the Principles of Emergency Management into your program:						
	Poor	Fair	Good	Very Good	Excellent	Response Count
PROGRESSIVE - emergency managers anticipate future disasters and take preventive and preparatory measures to build disaster-resistant and disaster-resilient communities.	11.5% (3)	11.5% (3)	34.6% (9)	19.2% (5)	23.1% (6)	26
Please give any examples from your program						0
<i>answered question</i>						26
<i>skipped question</i>						23

82. Please rate how well your University addresses and incorporates each of the Principles of Emergency Management into your program:						
	Poor	Fair	Good	Very Good	Excellent	Response Count
RISK-DRIVEN - emergency managers use sound risk management principles (hazard identification, risk analysis, and impact analysis) in assigning priorities and resources.	15.4% (4)	11.5% (3)	26.9% (7)	26.9% (7)	19.2% (5)	26
Please give any examples from your program						0
<i>answered question</i>						26
<i>skipped question</i>						23

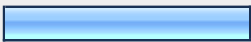

83. Please rate how well your University addresses and incorporates each of the Principles of Emergency Management into your program:						
	Poor	Fair	Good	Very Good	Excellent	Response Count
INTEGRATED - emergency managers ensure unity of effort among all levels of government and all elements of a community.	15.4% (4)	11.5% (3)	30.8% (8)	23.1% (6)	19.2% (5)	26
Please give any examples from your program						0
<i>answered question</i>						26
<i>skipped question</i>						23



84. Please rate how well your University addresses and incorporates each of the Principles of Emergency Management into your program:						
	Poor	Fair	Good	Very Good	Excellent	Response Count
COLLABORATIVE - emergency managers create and sustain broad and sincere relationships among individuals and organizations to encourage trust, advocate a team atmosphere, build consensus, and facilitate communication.	11.5% (3)	15.4% (4)	26.9% (7)	26.9% (7)	19.2% (5)	26
Please give any examples from your program						0
<i>answered question</i>						26
<i>skipped question</i>						23



85. Please rate how well your University addresses and incorporates each of the Principles of Emergency Management into your program:						
	Poor	Fair	Good	Very Good	Excellent	Response Count
COORDINATED - emergency managers synchronize the activities of all relevant stakeholders to achieve a common purpose.	11.5% (3)	15.4% (4)	30.8% (8)	23.1% (6)	19.2% (5)	26
Please give any examples from your program						0
<i>answered question</i>						26
<i>skipped question</i>						23








86. Please rate how well your University addresses and incorporates each of the Principles of Emergency Management into your program:						
	Poor	Fair	Good	Very Good	Excellent	Response Count
FLEXIBLE - emergency managers use creative and innovative approaches in solving disaster challenges.	15.4% (4)	7.7% (2)	34.6% (9)	19.2% (5)	23.1% (6)	26
Please give any examples from your program						0
<i>answered question</i>						26
<i>skipped question</i>						23



87. Please rate how well your University addresses and incorporates each of the Principles of Emergency Management into your program:						
	Poor	Fair	Good	Very Good	Excellent	Response Count
PROFESSIONAL - emergency managers value a science and knowledge-based approach based on education, training, experience, ethical practice, public stewardship and continuous improvement.	12.0% (3)	8.0% (2)	40.0% (10)	16.0% (4)	24.0% (6)	25
Please give any examples from your program						1
<i>answered question</i>						25
<i>skipped question</i>						24



88. As a professional student have you assisted in the development of grant proposals?			
		Response Percent	Response Count
Yes		26.9%	7
No		73.1%	19
<i>answered question</i>			26
<i>skipped question</i>			23



89. Have you conducted research as part of your degree program (whether on your own or as part of / assisting another project)?			
		Response Percent	Response Count
Yes		84.6%	22
No		15.4%	4
		<i>answered question</i>	26
		<i>skipped question</i>	23



90. Please describe the research you have completed (choose all that apply):			
		Response Percent	Response Count
Conducted independent for my own project		95.5%	21
Assisted a fellow student / colleague		27.3%	6
Assisted a faculty member		22.7%	5
Other (please specify)		4.5%	1
		<i>answered question</i>	22
		<i>skipped question</i>	27




91. Please describe your research topic(s)?			Response Percent	Response Count
Prevention			40.9%	9
Mitigation			50.0%	11
Preparedness			59.1%	13
Planning			45.5%	10
Response			54.5%	12
Recovery			31.8%	7
Other (please specify)			18.2%	4
			<i>answered question</i>	22
			<i>skipped question</i>	27




92. Was your research required by your EM course curriculum?			Response Percent	Response Count
Yes			87.0%	20
No			13.0%	3
			<i>answered question</i>	23
			<i>skipped question</i>	26

93. As a professional student do you feel you had adequate preparation before beginning your own research?			Response Percent	Response Count
Yes			77.3%	17
No			22.7%	5
			<i>answered question</i>	22
			<i>skipped question</i>	27

94. As a professional student do you feel you received adequate assistance from faculty in developing your research?			Response Percent	Response Count
Yes			77.3%	17
No			22.7%	5
			answered question	22
			skipped question	27

95. Did you receive any research funding?			Response Percent	Response Count
Yes			33.3%	7
No			66.7%	14
			If YES, please identify the source(s).	1
			answered question	21
			skipped question	28

96. As a professional student have you ever published one or more research papers as the sole author? (choose all that apply)			Response Percent	Response Count
Yes - Peer Review Journal			12.0%	3
Yes - Other Publication (e.g. IAEM Responder, IAEM Bulletin, School Publication, etc.)			8.0%	2
No			80.0%	20
			Please Identify where you published.	2
			answered question	25
			skipped question	24

97. As a professional student have you ever published one or more research papers as the co-author? (choose all that apply)			Response Percent	Response Count
Yes - Peer Reviewed Journal			16.0%	4
Yes - Other Publication (e.g. IAEM Responder, IAEM Bulletin, School Publication, etc)			16.0%	4
No			72.0%	18
Please identify where you published.				2
answered question				25
skipped question				24

98. Please feel free to add additional comments or suggestions that may assist us in understanding your thoughts concerns and experiences in the field of Emergency Management.			Response Count
			4
answered question			4
skipped question			45

99. Please feel free to add additional comments or suggestions that may assist us in conducting this survey again in the future.			Response Count
			5
answered question			5
skipped question			44